

RL113-R, RL118-R, RL126-R, RL132-R

6" HPF Compact Fluorescent Recessed Downlight; Remodel Housing

Specifications/Features

Housing/Mounting

Compact design to insert into solid or suspended ceilings. Push-in mounting springs adjust to varying ceiling thicknesses. Standard hanger bars that are notched for T-bars. Snap-on junction box cover and ballast box allow for simplified assembly without tools.

Lamp/Electrical

RL113-R: (1) 13W 4-PIN DTT, G24Q-1 Base; 120V: .13A; 277V: .05A
RL118-R: (1) 18W 4-PIN DTT, G24Q-2 Base; 120V: .17A; 277V: .08A
RL126-R: (1) 26W 4-PIN DTT, G24Q-3 Base; 120V: .24A; 277V: .10A
RL132-R: (1) 32W 4-PIN TTT, G24Q-4 Base; 120V: .31A; 277V: .13A
 J-Box has three 1/2" knock outs and one 3/4" knock out, plus four Romex knock outs with internal strain relief that do not require optional clamps. The 4-PIN lamp socket is prewired to junction box.

Ballast

Electronic ballast may be operated on 120V through 277V, 50 or 60Hz. RL126 may be operated up to 347V. Class P Thermal Protection. THD<10%
 Class A Sound Rating: (RFI/EMI) Radio Interference. Rated Meets FCC Part 18 for commercial use. Minimum Starting Temperature: -30°C/-22°F. Built-in safety feature senses end-of-lamp life, lamp removal or breakage.

Trims

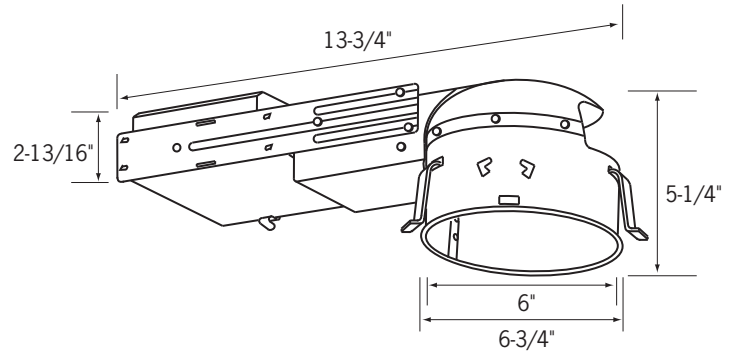
Several styles of trims are available, all designed for maximum lumen output. For Commercial Grade Trims, see "Trims 6" Trims for RL Compact Fluorescent Recessed Housings spec sheet for trim information and details.

Warranty

This complete fixture is covered by Con-Tech's full one (1) year replacement guarantee after date of purchase. Electronic ballasts have a five year warranty by manufacturer.

Listing

cULus listed. Suitable for damp locations.



Ceiling Opening: 6-5/8"

Ordering Information

Example Order:

Housing

RL113-R - (1) 13W DTT, 120-277V
RL118-R - (1) 18W DTT, 120-277V
RL126-R - (1) 26W DTT, 120-277V
RL132-R - (1) 32W DTT, 120-277V

Trims

For Commercial Grade Trims, see "Trims 6" Trims for RL Compact Fluorescent Recessed Housings spec sheet for trim information and details.

Options

- CTR554C-CLR** - 5-1/2" Diameter Cross Hair Louver, Spring Retention Insert, Clear Specular Aluminum Finish
- DIMAMX** - Advance MarkX Dimming Option
- DIMLSE** - Lutron SE Dimming Option
- EB4R** - Remote 4-PIN 650 Lumen Emergency Ballast with Remote Test Switch
- EB Bracket** - Mounting Bracket for Remote Emergency Ballast Units (Consult Factory)
- HBC-30** - Optional T-bar Hanger Set
- CP** - Chicago Plenum (Consult Factory)

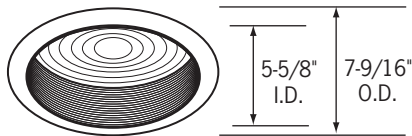
Trims for 6" RL Series Compact Fluorescent Recessed Housings

Trims are compatible with RL6213H, RL113, RL113-IC, RL113-R, RL118, RL118-R, RL126, RL126-R, RL213, RL213-R, RL218, RL218-R, RL226 and RL226-R series housings only.

All trims have white trim finish unless specified.

All trims are cULus listed.

All trims are suitable for damp locations; only shower trims are listed for wet locations.

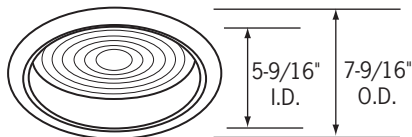


CTR1331-P

Black Baffle, Regressed Glass Convex Prismatic Lens

CTR1331-P-WHT

White Baffle, Regressed Glass Convex Prismatic Lens
 Softened illumination in indoor and outdoor installations. Trims are adjustable to accommodate different ceiling thicknesses. Slotted opening opposite sockets allows for ease of lamp installation and lessens heat build-up for improved lamp performance. Wet location listed. Optional fresnel lens available: 1331 LENS.

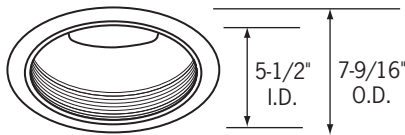


CTR1332-P-CLR

Clear Multiplier, Regressed Convex Prismatic Lens

CTR1332-P-WHT

White Multiplier, Regressed Convex Prismatic Lens
 Softened illumination in indoor and outdoor installations. Trims are adjustable to accommodate different ceiling thicknesses. Slotted opening opposite sockets allows for ease of lamp installation and lessens heat build-up for improved lamp performance. Wet location listed. Optional fresnel lens available: 1332 LENS-Lexan.



CTR1826-01-B

Black Baffle, Clear Specular Reflector, Black Trim Ring

CTR1826-01-P

Black Baffle, Clear Specular Reflector, White Trim Ring

CTR1826-01-WHT

White Baffle, Clear Specular Reflector, White Trim Ring

Not compatible with RL113-IC Housing

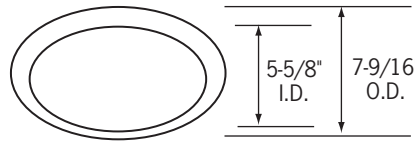
Reflector/Trim Finishes

Reflector Finish Options:

B - Black **WHT** - White
CLR - Clear

Trim Finish Codes:

B - Black **P** - White



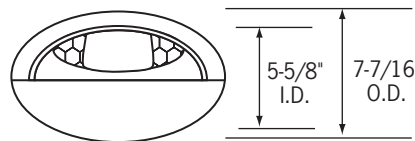
CTR1826-02-CLR

Clear Specular Multiplier Reflector, White Trim Ring

CTR1826-02-WHT

White Specular Multiplier Reflector, White Trim Ring

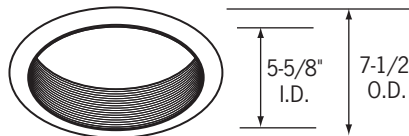
Not compatible with RL113-IC Housing



CTR1826-03-CLR

Scoop Wall Wash, Clear Specular Reflector

Not compatible with RL113-IC Housing



CTR1901-B-CLR

Black Baffle, Clear Reflector, Black Trim Ring

CTR1901-CLR

Black Baffle, Clear Reflector

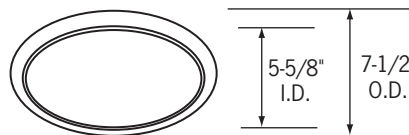
CTR1901-WHT

White Baffle, White Reflector

White, high-heat rated ABS beveled trim ring. Specular aluminum reflector. (3) Heat-treated steel spring reflector clips.

Only compatible with RL113-IC Housing

Maximum Wattage: (1) 13W DTT



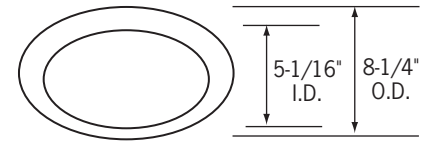
CTR1902-(CLR, WHT)

Multiplier, Clear or White Reflector

White, high-heat rated ABS beveled trim ring. Specular aluminum reflector. (3) heat-treated steel spring pressure clips.

Only compatible with RL113-IC Housing

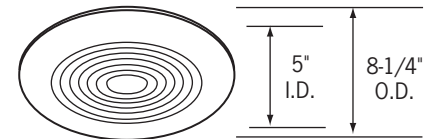
Maximum Wattage: (1) 13W DTT



CTR1912-P

Albalite Shower Trim

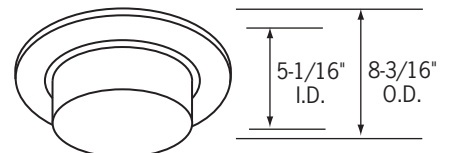
Wet location listed. White beveled steel trim ring. Polyethylene sponge gaskets. Flat opal Albalite glass. (2) Butterfly spring clips. Heat-treated steel.



CTR1913-P

Fresnel Shower Trim

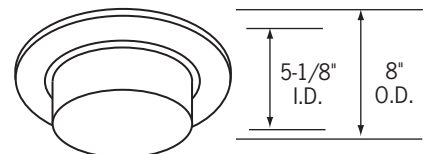
Wet location listed. White beveled steel trim ring. Polyethylene sponge gaskets. Clear Fresnel glass lens. (2) Butterfly spring clips. Heat-treated steel.



CTR1916-P

Drop Opal Shower Light, Glass Lens

Wet location listed. Polyethylene sponge gaskets. White enamel trim. 1-1/8" drop from ceiling. Glass lens.



CTR1916-PP

Drop Opal Shower Light, Plastic Lens

Wet location listed. White high-heat ABS trim, 1-1/2" drop from ceiling. Polyethylene sponge gaskets.