

# NCTL825 V

## O3 Vertical Housing Dimmable LED Track Fixture

### Specifications/Features

#### Fixture

High performance, eco-friendly LED track fixture available in five (5) wattages. Providing a sleek, modern look, the fixture head and housing have been designed to quietly compliment any space.

Heat sink has been thermally engineered to provide optimal heat dissipation ensuring long life and consistent performance.

Dimming is available (120V only) and allows smooth illumination down to 1%. Lockable, precision aiming adjustment: 360°+ aiming horizontal and 360°+ vertical rotation.

Integral ON/OFF switch and track polarity indicator are standard.

Can accept up to two (2) media by using the FA-49 Accessory Holder or the FA-45 Snoot/Accessory Holder.

#### Lamp

Light engine consists of a single, high lumen output multi-chip LED array.

Available in the following color temperatures: 2700K, 3000K, 3500K and 4000K; CRI 80 min., 83 Typical. High CRI 90+ available.

Excellent fixture to fixture color consistency within a 3-step MacAdam Ellipse tolerance.

Available in 11° Spot, 25° Medium, 36° Flood and 58° Wide Flood beams; each distribution is achieved utilizing specular spun metal reflectors. Each reflector has been optically engineered to provide a smooth uniform beam, maximizing output and minimizing glare.

Optics can be easily changed in the field for optimal flexibility.

System designed and rated for 50,000 hours at 70% lumen maintenance.

#### Electrical

Nominal Wattage	Driver Option*	Input Wattage	Input Voltage	Frequency
20W/2031Lm**	D	19.0W	120V/277V	50/60Hz
	D3	22.0W	120V	50/60Hz
29W/2818Lm**	D	27.2W	120V/277V	50/60Hz
	D3	30.5W	120V	50/60Hz
36W/3483Lm**	D	36.6W	120V/277V	50/60Hz
	D3	38.5W	120V	50/60Hz
42W/3803Lm**	D	42.8W	120V/277V	50/60Hz
	D3	44.9W	120V	50/60Hz
49W/4295Lm**	D	48.7W	120V/277V	50/60Hz

\*Dimmable at 120V only

\*\*3000K Flood Beam

The O3 fixtures utilize drivers manufactured by ERP and Lutron. For additional information, please consult factory.

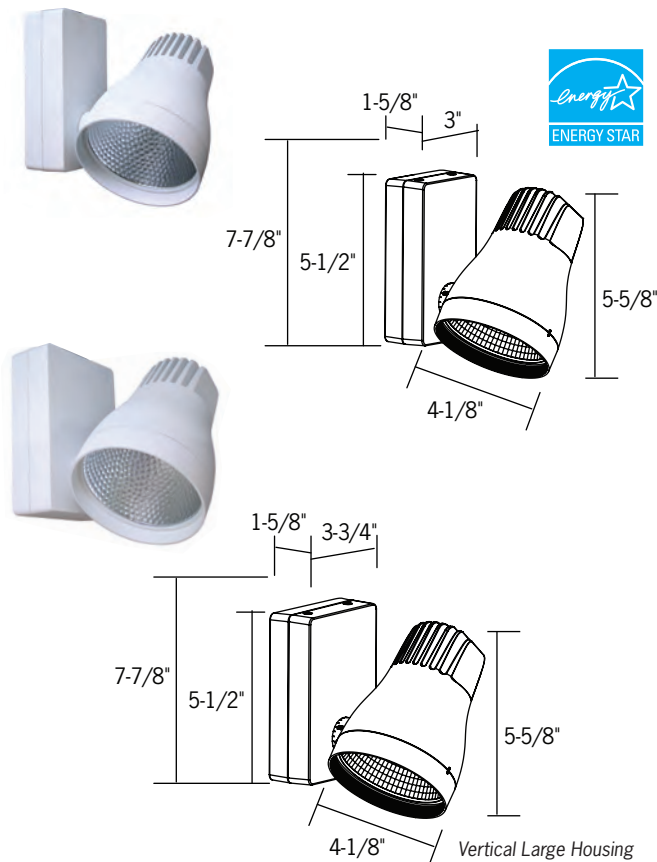
#### Warranty

This complete fixture is covered by ConTech's full five (5) year replacement guarantee after date of purchase.

#### Listing

cCSAus Certified to UL standards. Suitable for dry locations.

Energy Star listed, except for D3 dimming option and all 49W variations.



# NCTL825 V

## 03 Vertical Housing Dimmable LED Track Fixture

### Ordering Information

Example Order:  -

Fixture	Orientation	Beam	Color Temp	Driver Option	Finish	Nordic Adapter
<b>NCTL8251</b> - 20W <b>NCTL8252</b> - 29W <b>NCTL8253</b> - 36W <b>NCTL8254</b> - 42W <b>NCTL8255</b> - 49W	<b>V</b> - Vertical <b>VL</b> - Vertical Large (D3 Lutron Dimming Only)	<b>S</b> - Spot <b>M</b> - Medium <b>F</b> - Flood <b>W</b> - Wide Flood	<b>27</b> - 2700K <b>3</b> - 3000K <b>35</b> - 3500K <b>4</b> - 4000K <b>27C</b> - 2700K, 90+ CRI <b>3C</b> - 3000K, 90+ CRI <b>35C</b> - 3500K, 90+ CRI <b>4C</b> - 4000K, 90+ CRI	<b>D</b> - 120V - 277V Dimmable at 120V Only <b>D3</b> - Lutron Hi-Lume 1% 2-Wire LED Driver (120V Forward Phase Only) VL Housing Only, Not Available on 49W	<b>B</b> - Black <b>P</b> - White <b>S</b> - Silver	<b>Blank</b> - 2C/2N 120V <b>27</b> - 2C/2N 277V <b>1C</b> - 1C/1N or 2C/1N <b>3C</b> - 3C/1N

#### Accessories

- CTL805REFL-S** - Spot Beam Reflector
- CTL805REFL-M** - Medium Beam Reflector
- CTL805REFL-F** - Flood Beam Reflector
- CTL805REFL-W** - Wide Flood Beam Reflector
- LA-45** - Black Honeycomb Louver
- BD825-B** - Black Barn Doors
- FA-45-(B,P,S)** - 1" Snoot/Accessory Holder
- FA-49-(B,P,S)** - Accessory Holder
- LF20-\*** - 3-3/4" Dia. Tempered Glass Lenses

*\*Color/Pattern Legend*

-**A** (Amber), -**B** (Blue), -**CL** (Clear), -**G** (Green), -**LB** (Light Blue), -**R** (Red), -**RO** (Rose), -**Y** (Yellow), -**73** (Spread Lens), -**LS** (Linear Spread Lens), -**SL** (Soft Light), -**UV** (Optivex UV Filter)

# NCTL825 V

## 03 Vertical Housing Dimmable LED Track Fixture

### Photometrics

Lumen output values fluctuate based on CCT and CRI. To estimate lumen output of the various CCT/CRI options, multiply 3000K (80 CRI min) results by the following:

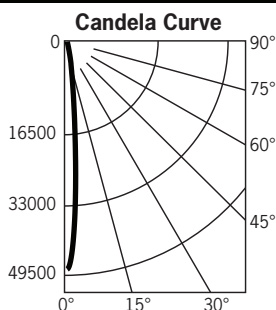
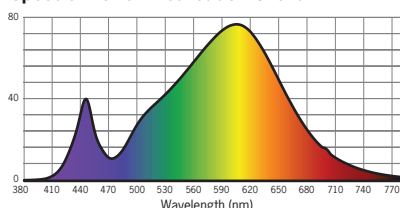
CCT	Standard CRI	High CRI
2700K	.95	.76
3000K	N/A	.81
3500K	1.00	.81
4000K	1.05	.86

To estimate output at 20W, 29W, 36W, and 49W; please multiply the 42W results by the following: 20W (.534), 29W (.741), 36W (.915), 49W (1.12).

### NCTL8254VS3D

Designed for 50,000 Hour Lamp Life<sup>1</sup>; LM-63 Test No. 82694

**Light Output (Fixture Delivered Lumens):** 3647  
**Total Watts@120V:** 42.8  
**Lumens Per Watt:** 85.2  
**Color Rendering Index (CRI)<sup>1</sup>:** 82  
**Color Temperature (CCT)<sup>2</sup>:** 3048K Neutral White  
**Spectral Power Distribution Chart<sup>3</sup>**



FROM 0	CANDELA	LUMENS
0	48307	
5	27611	1982
15	2808	901
25	1411	621
35	23	91
45	14	11
55	11	10
65	14	13
75	10	11
85	5	6
95	0	

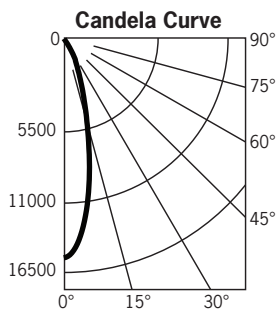
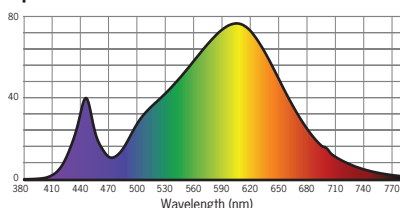
DISTANCE (FT.)	FOOTCANDLES (FC)	BEAM DIAMETER (FT.)
6'	1341.9	1.2
8'	754.8	1.6
10'	483.1	2.0
12'	335.5	2.3
14'	246.5	2.7
16'	188.7	3.1

**Beam Distribution:** 11°  
**Spacing Criteria:** 0.20

### NCTL8254VM3D

Designed for 50,000 Hour Lamp Life<sup>1</sup>; LM-63 Test No. 82695

**Light Output (Fixture Delivered Lumens):** 3793  
**Total Watts@120V:** 42.7  
**Lumens Per Watt:** 88.8  
**Color Rendering Index (CRI)<sup>1</sup>:** 82  
**Color Temperature (CCT)<sup>2</sup>:** 3048K Neutral White  
**Spectral Power Distribution Chart<sup>3</sup>**



FROM 0	CANDELA	LUMENS
0	15299	
5	13454	1157
15	5699	1591
25	1892	886
35	23	104
45	15	12
55	14	13
65	13	13
75	11	12
85	5	6
95	0	

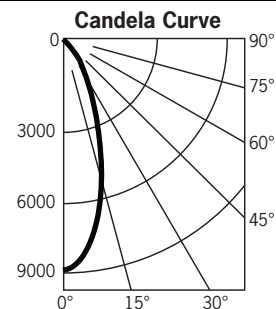
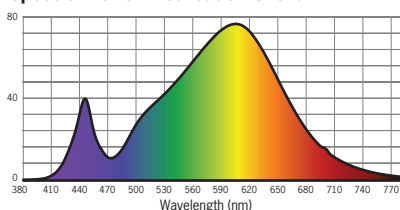
DISTANCE (FT.)	FOOTCANDLES (FC)	BEAM DIAMETER (FT.)
6'	425.0	2.5
8'	239.0	3.3
10'	153.0	4.1
12'	106.2	5.0
14'	78.1	5.8
16'	59.8	6.6

**Beam Distribution:** 25°  
**Spacing Criteria:** 0.41

### NCTL8254VF3D

Designed for 50,000 Hour Lamp Life<sup>1</sup>; LM-63 Test No. 82696

**Light Output (Fixture Delivered Lumens):** 3802  
**Total Watts@120V:** 42.8  
**Lumens Per Watt:** 88.9  
**Color Rendering Index (CRI)<sup>1</sup>:** 82  
**Color Temperature (CCT)<sup>2</sup>:** 3048K Neutral White  
**Spectral Power Distribution Chart<sup>3</sup>**



FROM 0	CANDELA	LUMENS
0	8872	
5	8408	759
15	5375	1490
25	2763	1238
35	233	251
45	19	18
55	15	13
65	14	14
75	12	13
85	6	6
95	0	

DISTANCE (FT.)	FOOTCANDLES (FC)	BEAM DIAMETER (FT.)
6'	246.4	3.5
8'	138.6	4.6
10'	88.7	5.8
12'	61.6	7.0
14'	45.3	8.1
16'	34.7	9.3

**Beam Distribution:** 36°  
**Spacing Criteria:** 0.58

1. Dependent on surrounding temperatures  
 2. Accuracy of rendering colors  
 3. Color appearance of light source  
 4. Colors present within the light source

# NCTL825 V

## 03 Vertical Housing Dimmable LED Track Fixture

### Photometrics

Lumen output values fluctuate based on CCT and CRI. To estimate lumen output of the various CCT/CRI options, multiply 3000K (80 CRI min) results by the following:

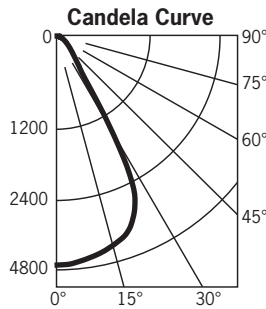
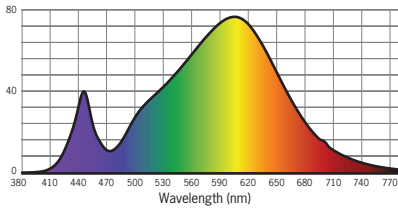
CCT	Standard CRI	High CRI
2700K	.95	.76
3000K	N/A	.81
3500K	1.00	.81
4000K	1.05	.86

To estimate output at 20W, 29W, 36W, and 49W; please multiply the 42W results by the following: 20W (.534), 29W (.741), 36W (.915), 49W (1.12).

### NCTL8254VW3D

Designed for 50,000 Hour Lamp Life<sup>1</sup>; LM-63 Test No. 85568

Light Output (Fixture Delivered Lumens): 3338  
 Total Watts@120V: 42.0  
 Lumens Per Watt: 79.5  
 Color Rendering Index (CRI)<sup>1</sup>: 82  
 Color Temperature (CCT)<sup>2</sup>: 3048K Neutral White  
 Spectral Power Distribution Chart<sup>3</sup>



FROM 0	CANDELA	LUMENS
0	3522	
5	3488	331
15	3314	934
25	2757	1170
35	574	413
45	279	219
55	155	140
65	82	82
75	33	36
85	14	13
95	0	

### Intensity Distribution

DISTANCE (FT.)	FOOTCANDLES (FC)	BEAM DIAMETER (FT.)
4'	220.1	4.0
6'	97.8	6.0
8'	55.0	8.0
10'	35.2	10.0
12'	24.5	12.0
14'	18.0	14.0

Beam Distribution: 58°  
 Spacing Criteria: 0.82

1. Dependent on surrounding temperatures  
 2. Accuracy of rendering colors  
 3. Color appearance of light source  
 4. Colors present within the light source