

CTL802818L

Optica Series 18W Dimmable LED Track Fixture

Specifications/Features

Fixture

Low wattage, eco-friendly, LED track fixture provides high lumen output. Select from spot, medium and flood beam distributions. Dimming option allows illumination down to 10%.
Die cast aluminum housing with vertical driver.
Lockable, precision aiming adjustment. 350°+ Horizontal rotation, 180° vertical rotation.
Integral ON/OFF switch and track polarity indicator are standard.
Will accept (1) LF18 lens.

Lamp

(7) LEDs, 700mA constant current input; 18W/1200Lm total.
Color Temperature: 2700K (2725 ± 145)
3000K (3045 ± 175)
3500K (3465 ± 245)
4000K (3985 ± 275)

Electrical

Driver: 120V primary and 700mA secondary, 60Hz.
Input current: 0.20A max

Warranty

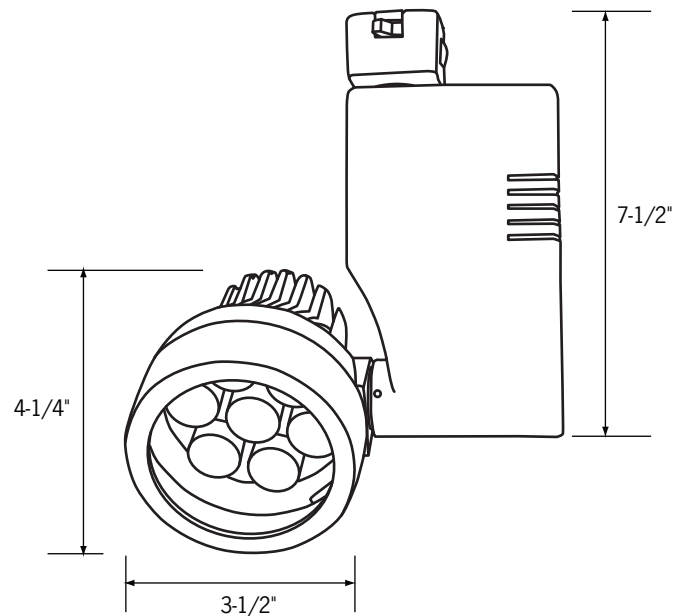
This complete fixture is covered by ConTech's full five (5) year replacement guarantee after date of purchase.

Listing

cCSAus Certified to UL standards. Suitable for dry locations.

Fixture Compatibility

Standard ConTech track fixtures are cCSAus Certified as-is for use with ConTech's many track systems, as well as with Juno^{®1} Lighting track. By changing the prefix in the part number, ConTech can install inserts which make our fixtures compatible with other manufacturers. Replace "CTL" with "HTL" for Halo^{®2} track, "LTL" for Lightolier^{®3} track, and "PTL" for Capri^{®4} track. For more information, please consult our factory.



Ordering Information

Example Order: -

Track System	Fixture	Beam Distribution	Color Temperature	Dimming Option	Finish	Accessories
					-	
CTL - ConTech HTL - Halo LTL - Lightolier PTL - Capri	802818L	S - Spot M - Medium F - Flood	27 - 2700K 3 - 3000K 35 - 3500K 4 - 4000K	No Dimming, Leave Blank D - Dimming	B - Black P - White S - Silver	LA-35 - Black Honeycomb Louver LA-44-(B,P,S) - Egg Crate Louver LF18 - A, B, CL, G, LB, R, RO, Y, 73, LS, SL, UV 3-1/16" Dia. Tempered Glass Lenses

Color/Pattern Legend
-A (Amber), -B (Blue), -CL (Clear),
-G (Green), -LB (Light Blue), -R (Red),
-RO (Rose), -Y (Yellow), -73 (Spread Lens),
-LS (Linear Spread Lens), -SL (Soft Light),
-UV (Optivex UV Filter)

1. Juno is a registered trademark of Juno Lighting
2. Halo is a registered trademark of Cooper Lighting
3. Lightolier is a registered trademark of Philips Lighting
4. Capri is a registered trademark of Philips Lighting

CTL802818L

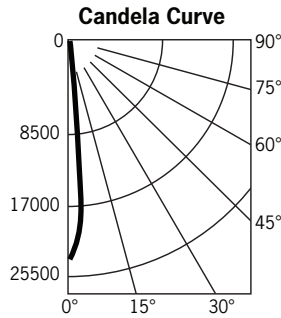
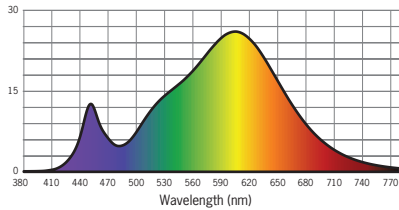
Optica Series 18W Dimmable LED Track Fixture

Photometrics

CTL802818LS3

Designed for 50,000 Hour Lamp Life*; LM-63Test No. 81023

Light Output (Fixture Lumens): 1061
 Total Watts@120V: 17
 Lumens Per Watt: 75
 Color Rendering Index (CRI)¹: 83
 Color Temperature (CCT)²: 3003K Warm White
 Spectral Power Distribution Chart³
 LM-79 Test No. 81024



Candlepower Summary

FROM 0	CANDELA	LUMENS
0	25413	
5	15247	979
15	695	216
25	59	31
35	25	17
45	12	10
55	6	6
65	2	2
75	1	1
85	0	0
95	0	

Intensity Distribution

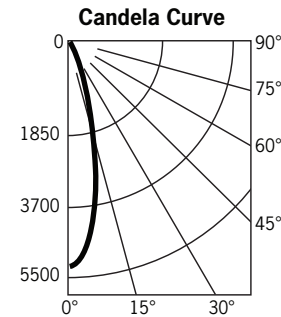
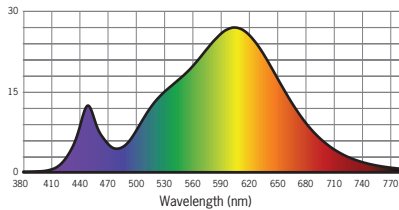
DISTANCE (FT.)	FOOTCANDLES (FC)	BEAM DIAMETER (FT.)
6'	705.9	1.2
8'	397.1	1.6
10'	254.1	2.0
12'	176.5	2.4
14'	129.7	2.8
16'	99.3	3.2

Beam Distribution: 11°
 Spacing Criterion: 0.19

CTL802818LM3

Designed for 50,000 Hour Lamp Life*; LM-63Test No. 80828

Light Output (Fixture Lumens): 1319
 Total Watts@120V: 17
 Lumens Per Watt: 78
 Color Rendering Index (CRI)¹: 82
 Color Temperature (CCT)²: 3022K Warm White
 Spectral Power Distribution Chart³
 LM-79 Test No. 80840



Candlepower Summary

FROM 0	CANDELA	LUMENS
0	5452	
5	4862	420
15	2099	574
25	454	227
35	82	58
45	29	23
55	13	12
65	3	3
75	1	1
85	1	1
95	0	

Intensity Distribution

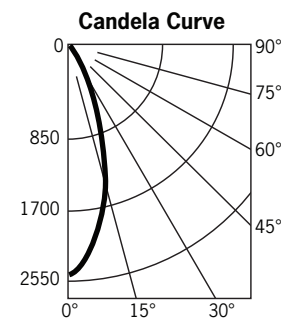
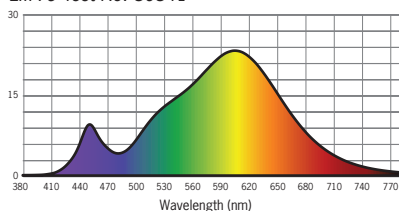
DISTANCE (FT.)	FOOTCANDLES (FC)	BEAM DIAMETER (FT.)
6'	151.4	2.5
8'	85.2	3.4
10'	54.5	4.2
12'	37.9	5.1
14'	27.8	5.9
16'	21.3	6.8

Beam Distribution: 25°
 Spacing Criterion: 0.42

CTL802818LF3

Designed for 50,000 Hour Lamp Life*; LM-63Test No. 80829

Light Output (Fixture Lumens): 1120
 Total Watts@120V: 17.5
 Lumens Per Watt: 64
 Color Rendering Index (CRI)¹: 82
 Color Temperature (CCT)²: 2997K Warm White
 Spectral Power Distribution Chart³
 LM-79 Test No. 80841



Candlepower Summary

FROM 0	CANDELA	LUMENS
0	2476	
5	2328	211
15	1492	409
25	623	291
35	194	128
45	62	50
55	22	20
65	6	6
75	2	2
85	2	2
95	0	

Intensity Distribution

DISTANCE (FT.)	FOOTCANDLES (FC)	BEAM DIAMETER (FT.)
6'	68.8	3.4
8'	38.7	4.6
10'	24.8	5.7
12'	17.2	6.9
14'	12.6	8.0
16'	9.7	9.2

Beam Distribution: 35°
 Spacing Criterion: 0.57

1. Accuracy of rendering colors
 2. Color appearance of light source
 3. Colors present within the light source

*Dependent on surrounding temperatures