

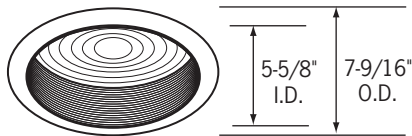
## Trims for 6" RL Series Compact Fluorescent Recessed Housings

Trims are compatible with RL6213H, RL113, RL113-IC, RL113-R, RL118, RL118-R, RL126, RL126-R, RL213, RL213-R, RL218, RL218-R, RL226 and RL226-R series housings only.

All trims have white trim finish unless specified.

All trims are cULus listed.

All trims are suitable for damp locations; only shower trims are listed for wet locations.

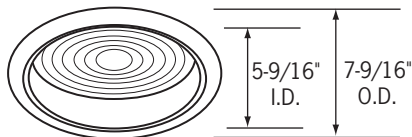


### CTR1331-P

Black Baffle, Regressed Glass Convex Prismatic Lens

### CTR1331-P-WHT

White Baffle, Regressed Glass Convex Prismatic Lens  
 Softened illumination in indoor and outdoor installations. Trims are adjustable to accommodate different ceiling thicknesses. Slotted opening opposite sockets allows for ease of lamp installation and lessens heat build-up for improved lamp performance. Wet location listed. Optional fresnel lens available: 1331 LENS.

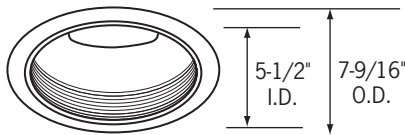


### CTR1332-P-CLR

Clear Multiplier, Regressed Convex Prismatic Lens

### CTR1332-P-WHT

White Multiplier, Regressed Convex Prismatic Lens  
 Softened illumination in indoor and outdoor installations. Trims are adjustable to accommodate different ceiling thicknesses. Slotted opening opposite sockets allows for ease of lamp installation and lessens heat build-up for improved lamp performance. Wet location listed. Optional fresnel lens available: 1332 LENS-Lexan.



### CTR1826-01-B

Black Baffle, Clear Specular Reflector, Black Trim Ring

### CTR1826-01-P

Black Baffle, Clear Specular Reflector, White Trim Ring

### CTR1826-01-WHT

White Baffle, Clear Specular Reflector, White Trim Ring

**Not compatible with RL113-IC Housing**

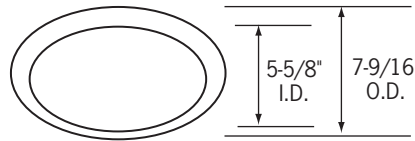
## Reflector/Trim Finishes

### Reflector Finish Options:

**B** - Black                      **WHT** - White  
**CLR** - Clear

### Trim Finish Codes:

**B** - Black                      **P** - White



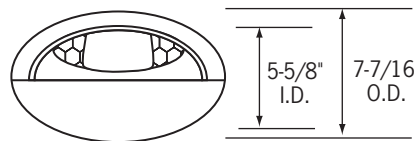
### CTR1826-02-CLR

Clear Specular Multiplier Reflector, White Trim Ring

### CTR1826-02-WHT

White Specular Multiplier Reflector, White Trim Ring

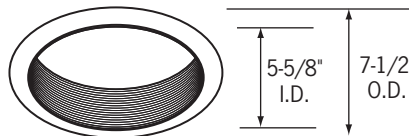
**Not compatible with RL113-IC Housing**



### CTR1826-03-CLR

Scoop Wall Wash, Clear Specular Reflector

**Not compatible with RL113-IC Housing**



### CTR1901-B-CLR

Black Baffle, Clear Reflector, Black Trim Ring

### CTR1901-CLR

Black Baffle, Clear Reflector

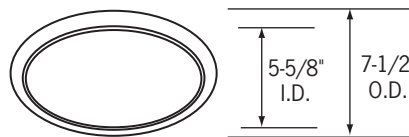
### CTR1901-WHT

White Baffle, White Reflector

White, high-heat rated ABS beveled trim ring. Specular aluminum reflector. (3) Heat-treated steel spring reflector clips.

**Only compatible with RL113-IC Housing**

**Maximum Wattage:** (1) 13W DTT



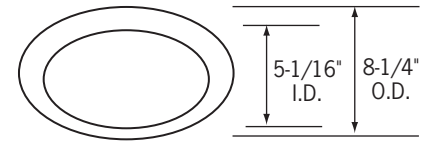
### CTR1902-(CLR, WHT)

Multiplier, Clear or White Reflector

White, high-heat rated ABS beveled trim ring. Specular aluminum reflector. (3) heat-treated steel spring pressure clips.

**Only compatible with RL113-IC Housing**

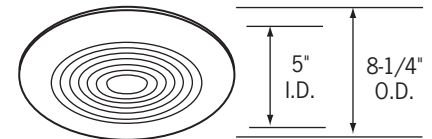
**Maximum Wattage:** (1) 13W DTT



### CTR1912-P

Albalite Shower Trim

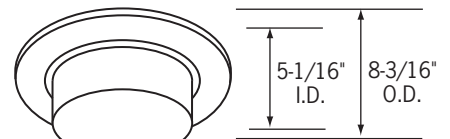
Wet location listed. White beveled steel trim ring. Polyethylene sponge gaskets. Flat opal Albalite glass. (2) Butterfly spring clips. Heat-treated steel.



### CTR1913-P

Fresnel Shower Trim

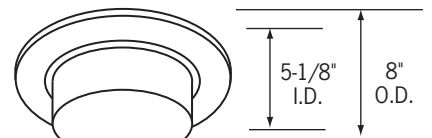
Wet location listed. White beveled steel trim ring. Polyethylene sponge gaskets. Clear Fresnel glass lens. (2) Butterfly spring clips. Heat-treated steel.



### CTR1916-P

Drop Opal Shower Light, Glass Lens

Wet location listed. Polyethylene sponge gaskets. White enamel trim. 1-1/8" drop from ceiling. Glass lens.



### CTR1916-PP

Drop Opal Shower Light, Plastic Lens

Wet location listed. White high-heat ABS trim, 1-1/2" drop from ceiling. Polyethylene sponge gaskets.