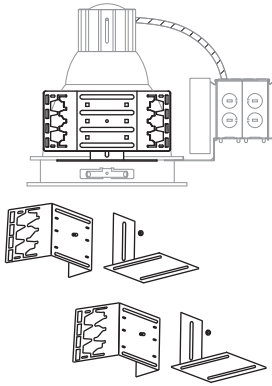


Recessed Lighting Accessories

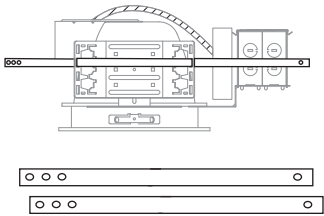
Mounting Kit: RL-KIT

Commercial mounting brackets for all types of suspended ceilings. Butterfly slots for C-channel mounting brackets (HBC-24), vertical slots for flat hanger bar set (HB-24). Provides up to 5" of vertical adjustment and variable settings with choice of slots. Extra vertical bracket with extended foot plate supplied for use on long or short sides of plaster frame. May discard unused bracket.



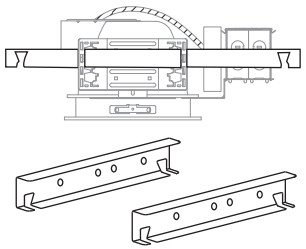
Flat Hanger Bar Set: HB-24

For use with RL-KIT in T-bar, grid or concealed spline ceilings. Spans 24" ceiling grid. Actual length: 27".



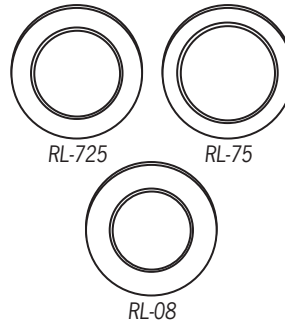
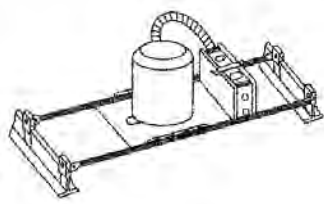
C-Channel Hanger Bar Set: HBC-24

For use with RL-KIT in grid ceiling construction. Provides firm, no-sag installation with 24" spacing (actual length 25-1/4"). Notched for placement on inverted T-bar ceilings.



T-Bar Hanger Set: HB-30

30" Optional T-bar hanger set. Adjustable 11" > 26". 5/8" wide bar. Use with RL16, RL20, RL30 and RL38 recessed housing series.



Trim Rings

RL-725-(B, P)

Minimum trim ring for 6" trim, 7-1/4" O.D.

RL-75-(B, P)

Replacement trim ring for 6" trim, 7-1/2" O.D.


RL-08-(B, P)

Oversized trim ring for 6" trim, 7-13/16" O.D.

-B - Black, -P - White

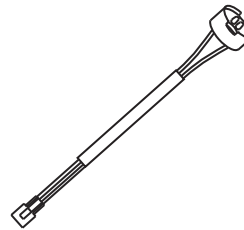
Socket Converter: RL20 Converter

Converts 4" Incandescent Recessed Housing for 120V MR16 Halogen lamps.



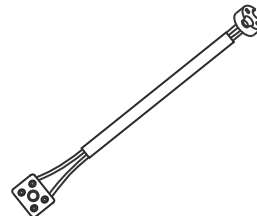
50W Low Voltage Recessed Housing Socket Replacement: LVR Socket/Tal

Accessory socket replacement for GE TAL (Turn & Lock) lamps. Use with LVR16-TH, LVR16-TR, LVR16-IC (Not applicable with CTR1606, CTR1618 or retractable series trims). 50W max.



75W Low Voltage Recessed Housing Socket Replacement: 1624 Socket-75W

Replacement socket with ceramic terminal block adapter for converting retractable series trims to 75W capacity.



Recessed Lighting Accessories



Tempered Glass Lenses and Filters



- LF16-*** 45MM - 1-3/4" Diameter
- LF16-*** 47MM - 1-7/8" Diameter
- LF16-*** - 2" Diameter
- LF16-*** 60MM - 2-3/8" Diameter
- LF20-*** - 3-3/4" Diameter
- LF30-*** - 4-11/16" Diameter

*Color/Pattern Legend

Not all lens colors are available in all sizes. Consult factory for details.

- A** (Amber), **-B** (Blue), **-CL** (Clear),
- DPE** (Dichroic Peach), **-G** (Green), **-LB** (Light Blue),
- R** (Red), **-RO** (Rose), **-Y** (Yellow),
- 73** (Spread Lens), **-LS** (Linear Spread Lens),
- SL** (Soft Light), **-UV** (Optivex UV Filter)



NOTE: Lenses may be used in low voltage recessed trims by using one or two 50mm lenses in the upper position and one 45mm lens or louver in the lower position. For this option, use CTR1601 or CTR1602 series trims.



Retainer Ring



1623/24 WHITE

Optional white lamp retainer ring.

1623/24 BLACK

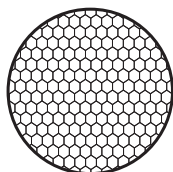
Optional black lamp retainer ring.



Thermal Heat Shield: THS-16



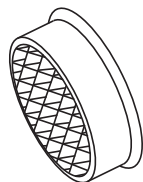
For MR16 Lamps. Directs heat forward, away from housing. May be advantageous for use in housings installed in enclosed spaces.



Honeycomb Louvers



- FA-16 45MM** - 1-3/4" Diameter
- FA-16 50MM** - 2" Diameter
- FA-16 60MM** - 2-3/8" Diameter
- LA-36** - 4" Diameter



Egg Crate Louver



- LA-38(-B, P, S)** - 4-7/8" Diameter



Cross Hair Louver

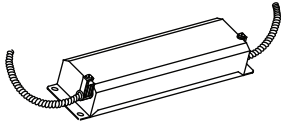


- RAN-20(-B, P, S)** - For MR16 Lamps

Continued

Recessed Lighting Accessories

Emergency Battery Back-Up Kits



EB2

Factory Installed 2-PIN 650 Lumen
Emergency Ballast with Remote Test
Switch

EB2R

Remote 2-PIN 650 Lumen Emergency
Ballast with Remote Test Switch

EB4

Factory Installed 4-PIN 650 Lumen
Emergency Ballast with Remote Test
Switch

EB4-IS

Factory Installed 4-PIN 650 Lumen
Emergency Ballast with Internal Test
Switch

EBH-IS

Factory Installed 4-PIN 1300 Lumen
Emergency Ballast with Internal Test
Switch

EB BRACKET

Mounting Bracket for Remote Emergency
Ballast Units. Contact Factory for More
Information.

Housing Options



Consult ConTech for specifications and
compatibility before ordering.

347V

CP - Chicago Plenum

DIMMING BALLASTS