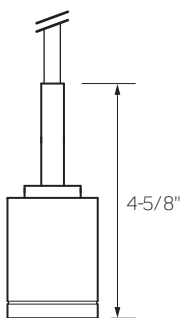


DATE

PROJECT

TYPE

RLM80 SERIES | E26 Modern Pendant for Gravity Fit Shades



MAX. WATTAGE	120V 60W Max. Lamp, E26 Base Lamp not included; must be specified in part number or ordered separately
INPUT VOLTAGE	120VAC
MOUNTING	Includes standard 16 ft. field cuttable, Fabric Covered Cord; choice of Cord and Luminaire finishes Track Mount Adapter and Multi-Point Canopies available
FINISHES	Fixture: Brushed Nickel, Antique Bronze, Black Black finish available only with Black Cord Cord: Black, Gray, Brown, Red
LISTING	cCSAus Listed to UL Standards Indoor use only Canopy mount suitable for dry or damp location Track Adapter mount suitable for dry location only
WARRANTY	One (1) year replacement after date of purchase

ORDERING INFORMATION

Example Order: —

<p>Luminaire RLM806 - E26 Modern Pendant with matching Mono-Point Canopy</p>	<p>Cord Color</p> <ul style="list-style-type: none"> B - Black G - Gray N - Brown R - Red 	<p>Cord Length 16 - 16 Feet Additional lengths available upon request, consult factory</p>	<p>Lamp No Lamp - Leave Blank MLE122 - ST19 Edison Style Amber Glass 4.5W E26 Base, 380lm, 2175K MLE127 - ST19 Edison Style 5W E26 Base, 450lm, 2700K, 90 CRI MLE427 - A19 Lamp 4.5W E26 Base, 450lm, 2700K, 90 CRI Lamp details on Page 2</p>	<p>Finish</p> <ul style="list-style-type: none"> NK - Brushed Nickel AB - Antique Bronze BK - Black Black Finish only available with Black Cord
--	---	--	---	--

MOUNTING OPTIONS



MonoPoint
Included with Pendant
4-3/4" Dia. x 1-1/4" H



RLM80C7
Seven (7) Port Canopy
6-3/8" Dia. x 2-3/8" H



RLM80C11
Eleven (11) Port Canopy
6-3/8" Dia. x 2-3/8" H



RLM80C3
Three (3) Port Canopy
4-3/4" Dia. x 1-1/4" H

RLM80C3-NK - Brushed Nickel
RLM80C3-AB - Antique Bronze



RLM80SH
Swag Hook
Includes two drywall anchors and mounting screws.
1-1/2" Dia. x 1-1/8" H

RLM80SH-NK - Brushed Nickel
RLM80SH-AB - Antique Bronze



RLMLA-17A
Line Voltage Track Adapter
2-1/8" H

RLMLA-17A-B - Black
RLMLA-17A-P - White
RLMLA-17A-S - Silver

DATE

PROJECT

TYPE

Vintage Filament LED Lamps

PRODUCT DETAILS

- Energy efficient 120V ST19 and A19 LED Filament Lamps, E26 base
- 360° distribution
- Operating temperature between -4°F and +113°F (-20°C and +45°C)
- Not for use with emergency light fixtures or exit lights
- *Verify fit in fixtures that utilize the face of the lamp for mechanical attachment to ensure compatibility*
- Dimmable with leading or trailing edge dimming
- For optimal performance, dimming to 10%, use trailing edge/ELV dimmers designed for LED lamps
- *Dimming performance may vary due to field conditions, including but not limited to, power quality, installation and wiring, and variations in dimmer production. Reference the dimmer manufacturer's instructions for dimmer installation and wiring.*
- Lamps are covered by a full three (3) year replacement guarantee after date of purchase
- UL & cULus listed. Suitable for damp locations
- RoHS compliant, contains no lead or mercury



ST19 SERIES

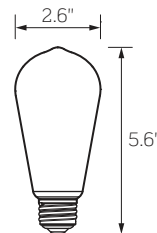
- Suitable for use in enclosed ST19 light fixtures
- UL & cULus listed. Suitable for damp locations
- RoHS compliant, contains no lead or mercury

4.5W Lamp

- Amber glass finish
- Correlated Color Temperature of 2175K
Color Rendering Index of 80
- Lumen output = 380 (84 Lumens per Watt)

5W Lamp

- Full glass design
- Correlated Color Temperature of 2700K (Clear Glass)
Color Rendering Index of 90
- Lumen output = 450 (90 Lumens per Watt)
- ENERGY STAR® Certified
- Voluntary California Quality Light Emitting Diode (LED) Lamp Specification 3.0, Tier II



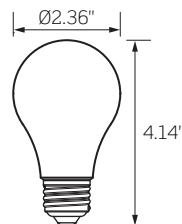
Lamp

MLE127 - 5W ST19 Clear Glass Lamp

MLE122 - 4.5W ST19 Amber Glass Lamp

A19 SERIES

- Suitable for use in enclosed A19 light fixtures
- Correlated Color Temperature of 2700K
Color Rendering Index of 90
- Lumen output = 450 (90 Lumens per Watt)
- ENERGY STAR® Certified
- Voluntary California Quality Light Emitting Diode (LED) Lamp Specification 3.0, Tier II



Lamp

MLE427 - 5W A19 Clear Glass Lamp