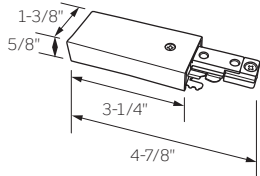


DATE

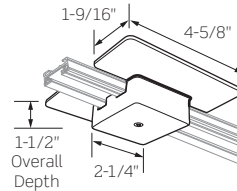
PROJECT

TYPE

# LT SERIES | Two-Circuit Line Voltage Track: Power Feeds



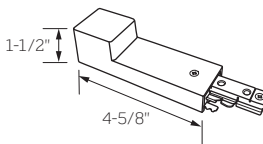
**LA-210 Series**  
*Top Access End Feed*  
 One (1) 1/2 inch top Knock Out for standard electrical conduit



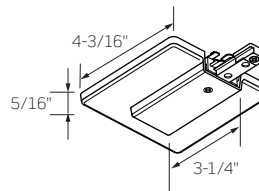
**LA-207 Series**  
*Floating Feed Point*  
 Can be installed anywhere along the Track. Includes: Square Junction Box Canopy Cover, Junction Box Mounting Bracket, Track Adapter, and one (1) LA-211 Series End Cap.

<b>LA-210</b> Power Feed	<b>B</b> - Black <b>P</b> - White <b>S</b> - Silver	<b>QTY</b>
<b>LA-210A</b> Reverse Polarity Power Feed		

<b>LA-207</b> Floating Feed Point	<b>B</b> - Black <b>P</b> - White <b>S</b> - Silver	<b>QTY</b>
--------------------------------------	---	------------



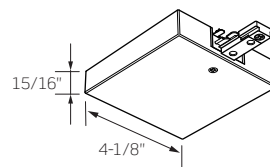
**LA-208 Series**  
*Surface Conduit End Feed*  
 One (1) 1/2 inch top Knock Out and one (1) 1/2 inch end Knock Out for surface conduit



**LA-209 Series**  
*Outlet Box Feed Kit*  
 Square Cover Plate with End Feed and one (1) 1/2 inch Knock Out. Kit includes Junction Box Mounting Bracket, Threaded Nipple and Nut.

<b>LA-208</b> End Feed	<b>B</b> - Black <b>P</b> - White <b>S</b> - Silver	<b>QTY</b>
<b>LA-208A</b> Reverse Polarity End Feed		

<b>LA-209</b> Outlet Box End Feed	<b>B</b> - Black <b>P</b> - White <b>S</b> - Silver	<b>QTY</b>
--------------------------------------	---	------------



**LA-220 Series**  
*T-Bar End Feed*  
 4-1/8 Inch Square Canopy Cover with three (3) 1/2 inch top Knock Outs. Can be used with T-Grid installations.

<b>LA-220</b> T-Bar End Feed	<b>B</b> - Black <b>P</b> - White	<b>QTY</b>
---------------------------------	--------------------------------------	------------

: These Model Options are eligible for **SpeedShip**

**SPEEDSHIP**  
 Select SKUs Shipped within 48-Hours

The following Single Circuit Track Power Feeds are eligible for **SpeedShip**:  
 LT-210-P