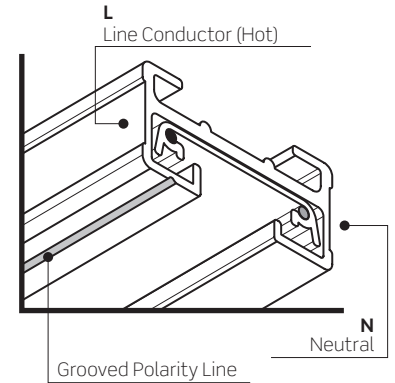
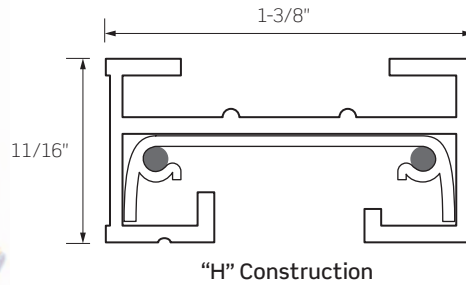


DATE

PROJECT

TYPE

# LT SERIES | Single Circuit Line Voltage Track



	LT-2	LT-4	LT-6	LT-8	LT-12
LENGTHS	2 Ft / 24 Inches	4 Ft / 48 Inches	6 Ft / 72 Inches	8 Ft / 96 Inches	12 Ft / 144 Inches
NOMINAL LENGTHS	20-1/8 Inches	44-1/8 Inches	68-1/8 Inches	92-1/8 Inches	140-1/8 Inches
	Nominal length Track Sections can be cut in the field for exact fit				
MAX POWER RATING	2400W; NEC allows 80% of full capacity, or 1920W				
MAX AMP	20A @ 120V, 60Hz				
FINISHES	Black, White, Silver				
LISTINGS	cULus Listed; Suitable for Dry Locations only Declare Labeled for use with the Living Building Challenge				
WARRANTY	One (1) year replacement after date of purchase				

## ORDERING INFORMATION

Example Order:  -

### Track Section Length

LT-2 - 2 Ft/24 In  
 LT-4 - 4 Ft/48 In  
 LT-6 - 6 Ft/72 In  
 LT-8 - 8 Ft/96 In  
 LT-12 - 12 Ft/144 In

### Finish

B - Black  
 P - White  
 S - Silver



## SPEEDSHIP

Select SKUs Shipped within 48-Hours

The following Models are eligible for SpeedShip:

LT-4-B  
 LT-4-P  
 LT-6-B  
 LT-6-P  
 LT-8-B  
 LT-8-P  
 LT-12-B  
 LT-12-P

: These Model Options are eligible for SpeedShip



## PRODUCT DETAILS

- Strong "H" construction; Solid Copper Conductors with Noryl® Insulators placed within heavy 14 gauge Extruded Aluminum Channels
- Mechanical Polarity using Visual Indicator; simplifies installation and mounting fixtures plus assures proper electrical connections
- Toggle Bolts included for simple surface installation; other mounting options include: T-Bar Clips, Stems, Threaded Rods and Aircraft Cable
- Each Nominal Track Length supplied with two (2) insulated End Caps; replacements available
- Use a **minimum** of two (2) Mounting Points for 2, 4 and 6 foot Track Sections, three (3) Mounting Points for 8 foot Sections and four (4) Mounting Points for 12 foot Sections of Track.
- Track Sections may be mounted within ConTech's Recessed Track Housing System (RTH Series) to minimize appearance

DATE

PROJECT

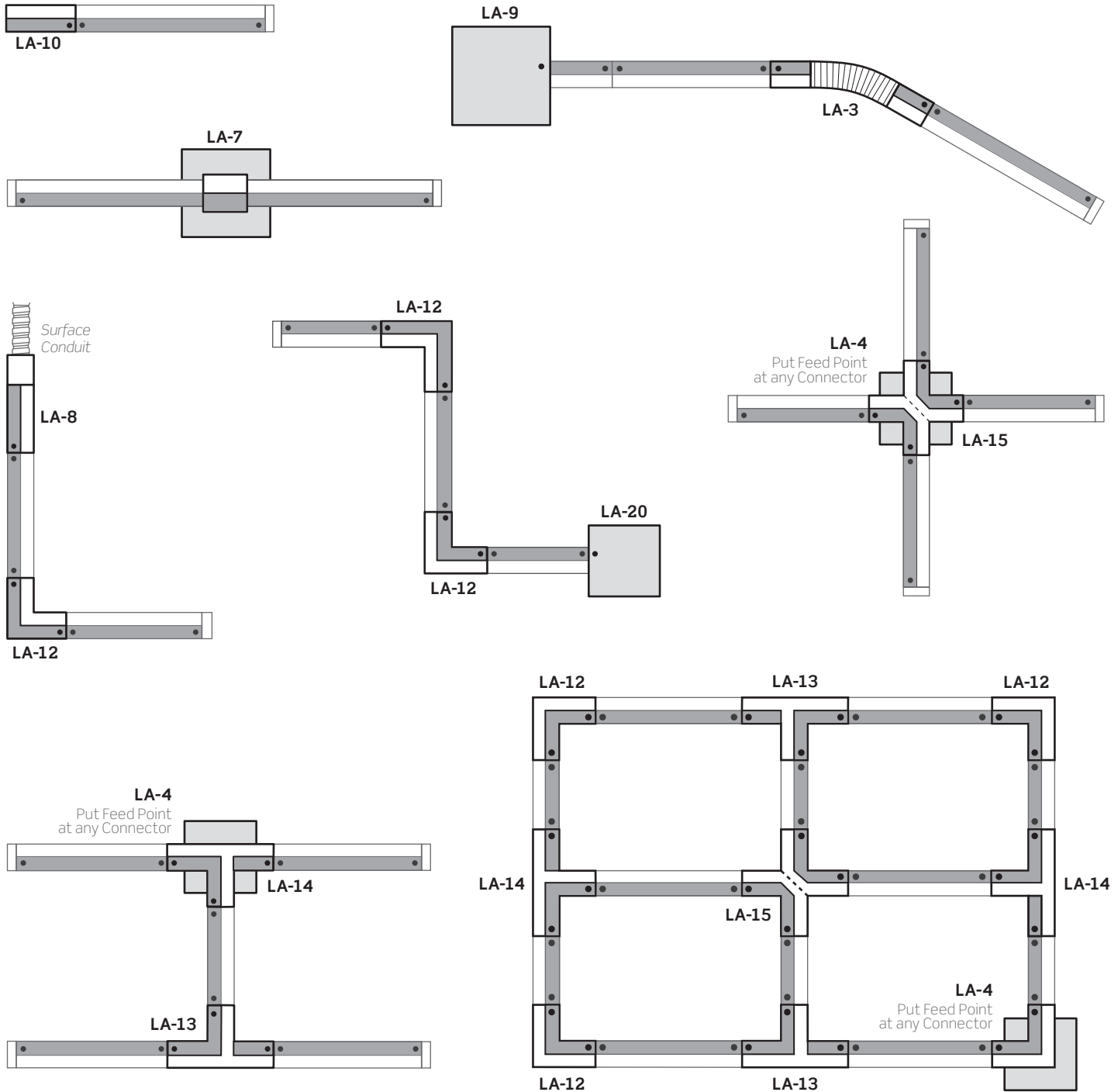
TYPE

# LT SERIES | Single Circuit Line Voltage Track

## SAMPLE LAYOUTS WITH POLARITY

Floor View of Track on Ceiling  
All Straight Sections are LT Series Track

**Dot** = Connector Polarity Arrow Location  
**Shaded Area** = Hot Side Of Connector/Track Section



DATE

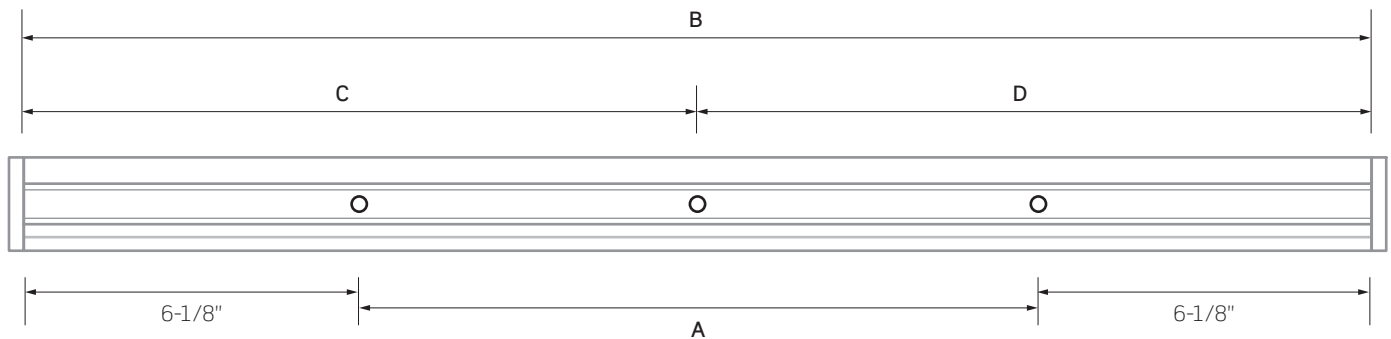
PROJECT

TYPE

# LT SERIES | Single and Two-Circuit Line Voltage Track

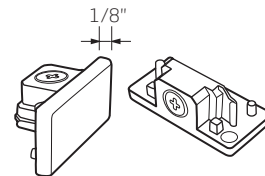
## LINE VOLTAGE TRACK MOUNTING HOLE LOCATIONS

Top View of Track

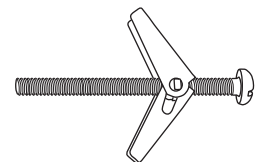


Hole Diameter: 1/4"

	A	B	C	D
2 Ft. Track	7-7/8"	20-1/8"		
4 Ft. Track	31-7/8"	44-1/8"		
6 Ft. Track	55-7/8"	68-1/8"		
8 Ft. Track	79-29/32"	92-5/32"	46-5/32"	46.00"
12 Ft. Track	127-15/16"	140-3/16"	70-3/32"	70.00"



Two (2) End Caps are supplied with each section of Track

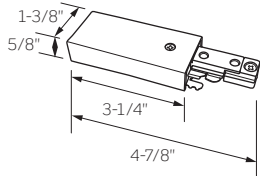


Toggle Bolts included for simple surface installation

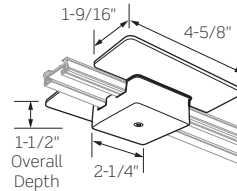
Toggle Bolt Size  
Thread: 3/16" Diameter  
Head: 5/16" Diameter

DATE PROJECT TYPE

# LT SERIES | Single Circuit Line Voltage Track: Power Feeds



**LA-10 Series**  
**Top Access End Feed**  
 One (1) 1/2 inch top Knock Out for standard electrical conduit



**LA-7 Series**  
**Floating Feed Point**  
 Can be installed anywhere along the Track. Includes: Square Junction Box Canopy Cover, Junction Box Mounting Bracket, Track Adapter, and one (1) LA-11 Series End Cap.

**LA-10**  
 Power Feed  
**LA-10A**  
 Reverse Polarity Power Feed

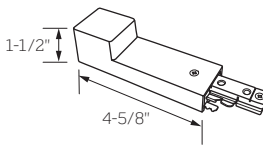
**B** - Black  
**P** - White  
**S** - Silver

**QTY**

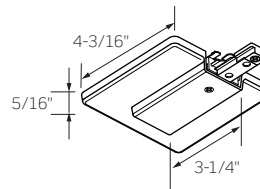
**LA-7**  
 Floating Feed Point

**B** - Black  
**P** - White  
**S** - Silver

**QTY**



**LA-8 Series**  
**Surface Conduit End Feed**  
 One (1) 1/2 inch top Knock Out and one (1) 1/2 inch end Knock Out for surface conduit



**LA-9 Series**  
**Outlet Box Feed Kit**  
 Square Cover Plate with End Feed and one (1) 1/2 inch Knock Out. Kit includes Junction Box Mounting Bracket, Threaded Nipple and Nut.

**LA-8**  
 End Feed  
**LA-8A**  
 Reverse Polarity End Feed

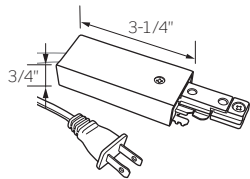
**B** - Black  
**P** - White  
**S** - Silver

**QTY**

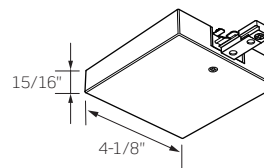
**LA-9**  
 Outlet Box End Feed

**B** - Black  
**P** - White  
**S** - Silver

**QTY**



**LA-5 Series**  
**2-Wire Cord & Plug Feed**  
 18 Gauge 14 Foot End Feed Cord; 10A Max. Cut-out in Cover for Cord. Optional 6A/125V Switch. **Not UL Listed.**



**LA-20 Series**  
**T-Bar End Feed**  
 4-1/8 Inch Square Canopy Cover with three (3) 1/2 inch top Knock Outs. Can be used with T-Grid installations.

**LA-5**  
 2-Wire Cord & Plug Feed

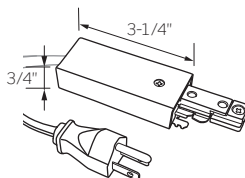
**B** - Black  
**P** - White

**QTY**

**LA-20**  
 T-Bar End Feed

**B** - Black  
**P** - White

**QTY**



**LA-6 Series**  
**3-Wire Cord & Plug Feed**  
 18 Gauge 14 Foot End Feed Cord; 10 Amps Max. Grounded plug and connections. Cut-out in Cover for Cord. **Not UL Listed.**

: These Model Options are eligible for **SpeedShip**

**SPEEDSHIP**  
 Select SKUs Shipped within 48-Hours

The following Single Circuit Track Power Feeds are eligible for **SpeedShip**:

LT-10-B  
 LT-10-P

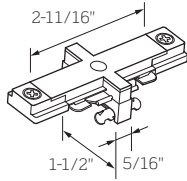
**LA-6**  
 3-Wire Cord & Plug Feed

**B** - Black  
**P** - White

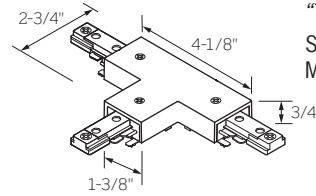
**QTY**

DATE	PROJECT	TYPE
------	---------	------

# LT SERIES | Single Circuit Line Voltage Track Connection Accessories



**LA-2 Series**  
Mini-Connectors  
Conductive or Non-Conductive End to End Connector



**LA-13 / LA-14 Series**  
"T" Connectors  
Standard or Reverse Polarity "T" Connector. May be used as a feed point.

**LA-2** - Conductive  
**LA-2N** - Non-Conductive

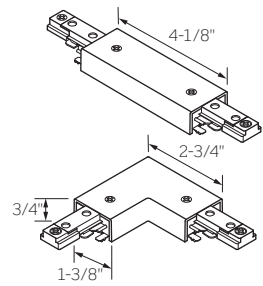
**B** - Black  
**P** - White  
**S** - Silver

**QTY**

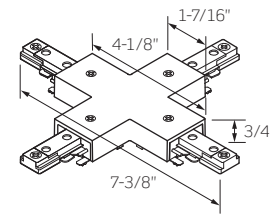
**LA-13** - Standard Polarity  
**LA-14** - Reverse Polarity

**B** - Black  
**P** - White  
**S** - Silver

**QTY**



**LA-12 Series**  
3-Way Joiner  
Use as Standard or Reverse Polarity "L" Connector. Includes optional Straight Cover. May be used as a Power Feed.



**LA-15 Series**  
"X" Connector  
May be used as a feed point. One (1) 1/2 inch top Knockout.

**LA-12** - 3-Way Joiner

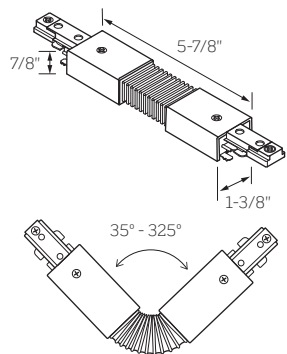
**B** - Black  
**P** - White  
**S** - Silver

**QTY**

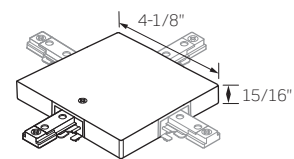
**LA-15** - Wired as Two (2) Separate "L" Sections  
**LA-15A** - Wired as Two (2) Separate Straight Sections  
**LA-15B** - Wired as One (1) Four-Way Section

**B** - Black  
**P** - White  
**S** - Silver

**QTY**



**LA-3 Series**  
Flexible Connector  
Allows wall to ceiling or pitched ceiling applications; 35° to 325°.



**LA-31 Series**  
Adjustable T-Bar Connector  
Connector with square Canopy Cover. Three (3) 1/2 inch top Knockouts. Can be used as Straight Connector Feed with T-Grid installations or configured as a Standard or Reverse Polarity "L" Connector or Straight Connector.

**LA-3** - Flexible Connector

**B** - Black  
**P** - White  
**S** - Silver

**QTY**

**LA-31** - T-Bar Connector

**B** - Black  
**P** - White  
**S** - Silver

**QTY**

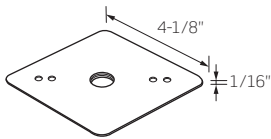
: These Model Options are eligible for **SpeedShip**

DATE

PROJECT

TYPE

# LT SERIES | Single Circuit Line Voltage Track Connection Accessories

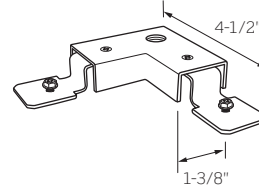


**LA-4 Series**

*Outlet Box Cover Plate*

Square Cover Plate with Threaded Center Access Hole. Covers 4 inch octagonal Junction Box. Includes Grounding Washer, Threaded Nipple and Nut.

For use with 3-Way Joiners (LA-12), "T" Connectors (LA-13 or LA-14) or "X" Connector (LA-15).



**LA-12LTS Series**

*Corner Bridge Support*

For use with 3-Way Joiners (LA-12); permits mounting Pendant Stem Kits at center of 3-Way Joiner.

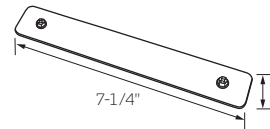
**LA-4** - Outlet Box Cover Plate

**B** - Black  
**P** - White  
**S** - Silver

**QTY**

**LA-12LTS** - Corner Bridge Support

**QTY**



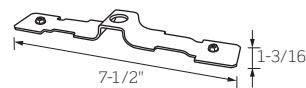
**LASB-2 Series**

*Mini-Connector Support Bracket*

Steel Support Bracket for Mini-Connectors (LA-2 Series). Aligns and supports two (2) sections of LT Series Track. For use with Pendant Applications.

**LASB-2** - Mini-Connector Support Bracket

**QTY**



**LA-12STS Series**

*Straight Bridge Support*

For use with 3-Way Joiners (LA-12); permits mounting Pendant Stem Kits at center of 3-Way Joiner (LA-12). May also be used with "T" Connectors (LA-13 / LA-14) or "X" Connector (LA-15).

**LA-12STS** - Straight Bridge Support

**QTY**



**SPEEDSHIP**

Select SKUs Shipped within 48-Hours

The following Single Circuit Track Connectors are eligible for SpeedShip:

- LT-2-B
- LT-2-P
- LT-12-B
- LT-12-P
- LT-13-B
- LT-13-P

DATE

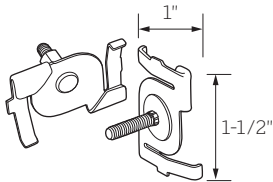
PROJECT

TYPE

# LT SERIES | Single and Two-Circuit Line Voltage Track: Suspension Systems

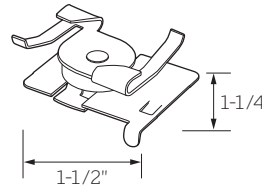
ConTech recommends using a **minimum** of two (2) Mounting Points for 2, 4 and 6 foot Track Sections, three (3) Mounting Points for 8 foot Sections and four (4) Mounting Points for 12 foot Sections of Track. Installations are Suitable for Dry Locations only.

## MOUNTING CLIPS



### LA1 Series

*T-Bar Mounting Clip for 15/16 Inch Grid*  
Stud type white T-Bar Mounting Clip with #8-32 x 5/8 inch long Stud for 15/16 inch T-Bar Grid



### LA1B Series

*Deep Tile Slide-On T-Bar Mounting Clip for 15/16 Inch Grid*  
Deep tile Slide-on T-Bar Mounting Clip for 15/16 inch Grid. Fits into channel in back of Track Section. May be spaced to 4 feet. Chrome finish.

LA-1

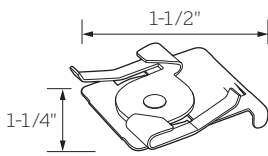
T-Bar Mounting Clip for 15/16 Inch Grid

QTY

LA-1B

Deep Tile Slide-On T-Bar Mounting Clip for 15/16 Inch Grid

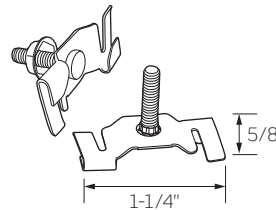
QTY



### LA1A Series

*Slide-On T-Bar Mounting Clip for 15/16 Inch Grid*

Slide-on T-Bar Mounting Clip for 15/16 inch Grid. Fits into channel in back of Track Section. May be spaced to 4 feet. Chrome finish.



### LA1C Series

*T-Bar Mounting Clip for 9/16 Inch Grid*  
Stud type, unfinished T-Bar Mounting Clip with #8-32 x 5/8 inch long stud for 9/16 inch T-Bar Grid

LA-1A

Slide-On T-Bar Mounting Clip for 15/16 Inch Grid

QTY

LA-1C

T-Bar Mounting Clip for 9/16 Inch Grid; #8-32 x 5/8 inch long stud

QTY

DATE

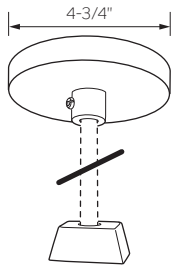
PROJECT

TYPE

# LT SERIES | Single and Two-Circuit Line Voltage Track: Suspension Systems

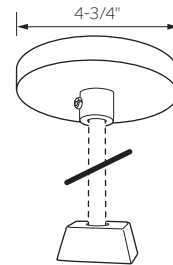
ConTech recommends using a **minimum** of two (2) Mounting Points for 2, 4 and 6 foot Track Sections, three (3) Mounting Points for 8 foot Sections and four (4) Mounting Points for 12 foot Sections of Track. Installations are Suitable for Dry Locations only.

## STEM SUPPORT KITS



### LA50 Series

*Feed Stem Support Kit: Junction Box Mount*  
Allows Stem Mounting of Track to drywall ceilings; can be used for Power Feed.  
Includes Junction Box Hardware, Canopy Cover and Mounting Bracket for back of Track.



### LA53 Series

*Feed Stem Support Kit: T-Bar Mount*  
Allows Stem Mounting of Track to 15/16 inch wide T-Bar Grid; can be used for Power Feed.  
Includes Junction Box Hardware, Canopy Cover, T-Bar Mounting Assembly and Mounting Bracket for back of Track.

**LA5018A** - Kit without Stem  
**LA5012** - 12 Inch Stem  
**LA5018** - 18 Inch Stem

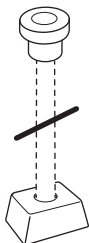
**B** - Black  
**P** - White

**QTY**

**LA-53** - Kit without Stem  
**LA5312** - 12 Inch Stem  
**LA5318** - 18 Inch Stem

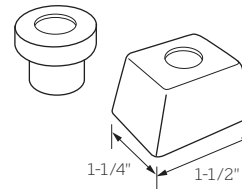
**B** - Black  
**P** - White

**QTY**



### LA51 Series

*Stem Support Kit: T-Bar Mount*  
Allows Stem Mounting of Track to T-Bar Grid; **CAN NOT BE USED FOR POWER FEED.**  
Includes T-Bar Clip, Stem Adapter and Mounting Bracket for back of Track.



### LA-52 Series

*Threaded Stem Mounting Kit*  
Less Stem (provided by others).

**LA-51** - Kit without Stem  
**LA5112** - 12 Inch Stem  
**LA5118** - 18 Inch Stem

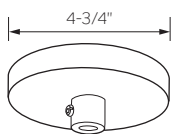
**B** - Black  
**P** - White

**QTY**

**LA-52** - 5/16 Inch  
**LA-52-3/8** - 3/8 Inch

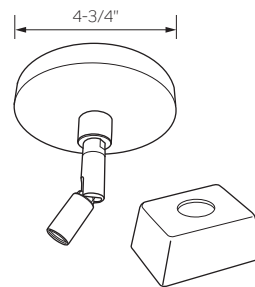
**B** - Black  
**P** - White

**QTY**



### LA-54 Series

*Stem Canopy*  
For use with T-Bar Mount Stem Support Kit (LA-51, LA-5112 or LA-5118).  
Plastic Canopy with Set Screw to cover T-Bar attachment.



### LA-50 Series

*Sloped Ceiling Swivel Stem Kit*  
Can be used for Power Feed.  
Includes J-Box Hardware, Canopy Cover, Swivel Adapter and Mounting Bracket for back of Track, less Stem.

**LA-54** - Stem Canopy

**B** - Black  
**P** - White

**QTY**

**LA-50** - Swivel Stem Kit

**B** - Black  
**P** - White

**QTY**

**STEM OPTIONS ON PAGE 3**



DATE

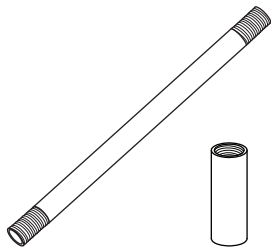
PROJECT

TYPE

# LT SERIES | Single and Two-Circuit Line Voltage Track: Suspension Systems

ConTech recommends using a **minimum** of two (2) Mounting Points for 2, 4 and 6 foot Track Sections, three (3) Mounting Points for 8 foot Sections and four (4) Mounting Points for 12 foot Sections of Track. Installations are Suitable for Dry Locations only.

## STEM OPTIONS



### STEM Series

*Threaded Steel Stems*

Assorted Stem lengths without Coupling (sold separately).

#### Stem Lengths

- 6-STEM-A** - 6 Inch
- 12-STEM-A** - 12 Inch
- 18-STEM-A** - 18 Inch
- 24-STEM-A** - 24 Inch
- 30-STEM-A** - 30 Inch
- 36-STEM-A** - 36 Inch
- 48-STEM-A** - 48 Inch

- B** - Black
- P** - White
- S** - Silver

QTY

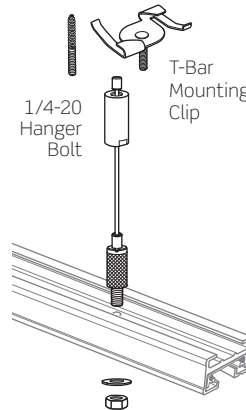
#### Coupling

**COUPLING** - Stem Coupling

- B** - Black
- P** - White
- S** - Silver

QTY

## CABLE MOUNTING KITS



### LAC Series

*Cable Mounting Kit*

Includes Caple Coupler (threaded for 1/4-20 Stud), Cable Holder with Lock Nut, 1/16 inch Galvanized Cable, 1/4-20 Hanger Bolt and T-Bar Mounting Clip with 1/4-20 stud.

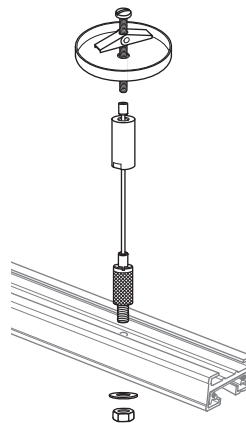
**LAC-24** - 24 Inch Kit

**LAC-48** - 48 Inch Kit

**LAC-180** - 180 Inch Kit

QTY

: These Model Options are eligible for **SpeedShip**



### LACD Series

*Cable Mounting Kit with Toggle Bolt*

For installation to dry wall ceiling. Includes Caple Coupler (threaded for 1/4-20 stud), Cable Holder with Lock Nut, 1/16 inch Galvanized Cable, 1/4-20 Toggle Bolt Assembly and 1-7/8 inch diameter Ceiling Cover Plate.

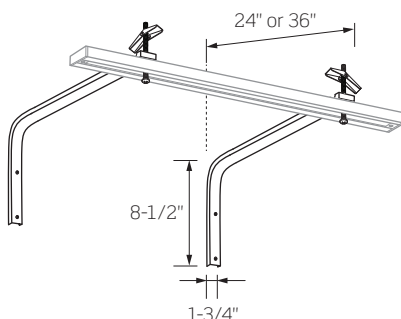
**LACD-24** - 24 Inch Kit

**LACD-48** - 48 Inch Kit

**LACD-180** - 180 Inch Kit

QTY

## WALL EXTENSION BRACKETS



### LA2409/LA3609 Series

*Wall Extension Brackets*

24 or 36 Inches long, for Single and Two Circuit Track. Includes Toggle Bolt, Washers and Screws. 36 Inch Bracket has an additional support arm.

**LA2409** - 24 Inch Wall Extension Bracket

**LA3609** - 36 Inch Wall Extension Bracket

- B** - Black
- P** - White
- S** - Silver

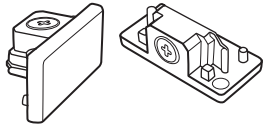
QTY

DATE

PROJECT

TYPE

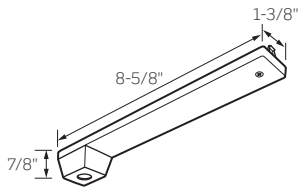
# LT SERIES | Single and Two-Circuit Line Voltage Track: Track Accessories



**LA-11/LA-211 Series**  
*Replacement End Cap*

Two (2) End Caps are supplied with each section of Track. One (1) Replacement End Cap can be ordered as needed.

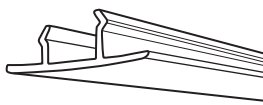
Part Number	Description	Color	QTY
LA-11	Single Circuit Replacement End Cap	B - Black P - White	QTY
LA-211	Two-Circuit Replacement End Cap	S - Silver	



**LA-241 Series**  
*Wireway Cover*

For use with T-Bar (LA-51 and LA-53 Series) and Junction Box (LA501 Series) Mount Feed Stem and Stem Support Kits. Use with Live End Feeds and Single or Two-Circuit Track.

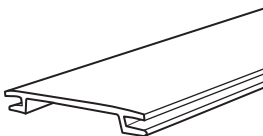
Part Number	Description	Color	QTY
LA-241	Wireway Cover	B - Black P - White	QTY



**8T FRT INSERT**  
*Decorative Insert*

Decorative method of closing access to conductors. Required in lower installations. Can be field cut.

Part Number	Description	Color	QTY
8T FRT INSERT		B - Black P - White S - Silver	QTY



**TA Series**  
*Raceway Cover*

For Single Circuit Track. Plastic Cover slides into back of Track, field cuttable.

Part Number	Description	Color	QTY
TA-4	4 Ft. Raceway Cover	B - Black	QTY
TA-8	8 Ft. Raceway Cover		

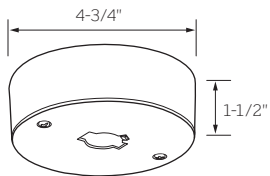
DATE

PROJECT

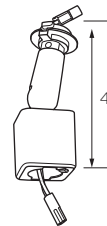
TYPE

# LT SERIES | Single and Two-Circuit Line Voltage Track: Luminaire Adapters

## LOW VOLTAGE ADAPTERS



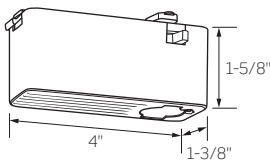
**LA1816 Series**  
12V Low Voltage Mono-Point Adapters



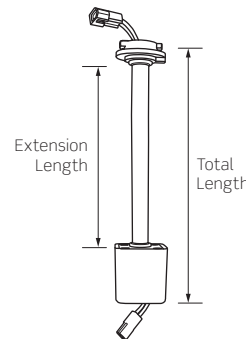
**LA1004LV Series**  
Low Voltage Sloped Ceiling Adapter  
For Low Voltage Luminaires or Extensions when Track is mounted to sloped ceiling. Use with Low Voltage Transformers (LA2050N, LA2075N) or Low Voltage Mono-Point Adapters (LA1816, LA-18160).

- |  |  |                   |
|--|--|-------------------|
| <p><b>LA1816</b><br/>120V/12V LV Mono-Point with Built-in Solid State Transformer; use in place of LA2050N or LA2075N</p> <p><b>LA1816 277V</b><br/>277V/12V LV Mono-Point with Built-in Solid State Transformer</p> <p><b>LA-18160</b><br/>LV Mono-Point without Transformer; use with Remote Transformers only</p> | <p><b>B</b> - Black<br/><b>P</b> - White</p> | <p><b>QTY</b></p> |
|--|--|-------------------|

- |   |  |                   |
|---|--|-------------------|
| <p><b>LA1004LV</b><br/>Low Voltage Sloped Ceiling Adapter</p> | <p><b>B</b> - Black<br/><b>P</b> - White</p> | <p><b>QTY</b></p> |
|---|--|-------------------|



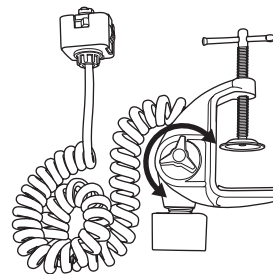
**LA20 Series**  
Low Voltage Transformers  
120V/12V Track mounted Solid State Electronic Transformer



**LA10 Series**  
Low Voltage Luminaire Extensions  
For Low Voltage Luminaires using Low Voltage Transformers (LA2050N, LA2075N) or Low Voltage Mono-Point Adapters (LA1816, LA-18160).  
Max Stem Length: 48 Inches

- |  |  |                   |
|--|--|-------------------|
| <p><b>LA2050N</b><br/>20-50W 120V/12V LV Transformer<br/><i>Not available in Silver (S) Finish</i></p> <p><b>LA2075N</b><br/>20-75W 120V/12V LV Transformer</p> <p><b>LA2050NL</b><br/>1-60W 120V/12V LV Transformer</p> | <p><b>B</b> - Black<br/><b>P</b> - White<br/><b>S</b> - Silver</p> | <p><b>QTY</b></p> |
|--|--|-------------------|

- |  |                         |                   |
|--|-------------------------|-------------------|
| <p><b>LA1012LV</b><br/>12 In. Extension; 15-1/2 In. Total Length</p> | <p><b>P</b> - White</p> | <p><b>QTY</b></p> |
|--|-------------------------|-------------------|



**LA-118LV Series**  
Adjustable Bracket with Clamp  
Includes 5 foot Coiled Cord with Track Connector. 2-1/2 Inch max. thickness of flat surface for clamp.

- |   |  |                   |
|---|--|-------------------|
| <p><b>LA-118LV</b><br/>12V LV Adjustable Bracket; Requires LA2050N or LA2075N Transformer</p> | <p><b>B</b> - Black<br/><b>P</b> - White</p> | <p><b>QTY</b></p> |
|---|--|-------------------|

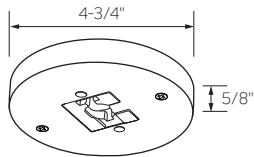
DATE

PROJECT

TYPE

# LT SERIES | Single and Two-Circuit Line Voltage Track: Luminaire Adapters

## LINE VOLTAGE ADAPTERS



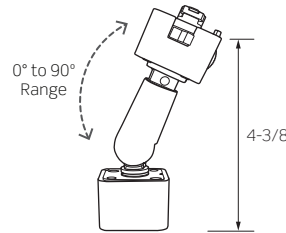
### LA-18 Series

#### Mono-Point Adapter

For 120V Line Voltage Track Heads. Mounts Track Head to Outlet Box.

For a 277V Mono-Point, the Adapter must be permanently attached to the luminaire at the factory. Add suffix “-MP27” to the luminaire item number when ordering.

May not apply to all luminaires, consult factory for details.



### LA1004 Series

#### Sloped Ceiling Adapter

For 120V Line Voltage Track Heads or Extensions when Track or Mono-Point Adapter is mounted to a sloped ceiling.

**LA-18**  
120V Mono-Point

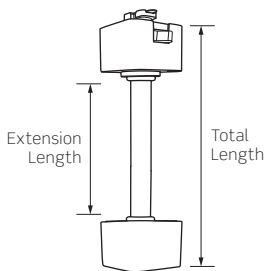
**B** - Black  
**P** - White  
**S** - Silver

**QTY**

**LA1004**  
120V Sloped Ceiling Adapter

**B** - Black  
**P** - White

**QTY**

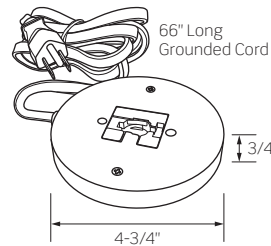


### LA10 Series

#### Luminaire Extensions

For 120V Line Voltage Track Heads.

Max Stem Length: 48 Inches



### LA-22 Series

#### Weighted Base Adapter

For 120V Line Voltage Track Heads. Mounts one (1) Line Voltage Track Head. 66 Inch long Grounded Cord.

**LA1004N**  
4 In. Extension; 4-1/2 In. Total Length

**LA1012**  
12 In. Extension; 14-1/4 In. Total Length

**LA1018**  
18 In. Extension; 20-1/4 In. Total Length

**LA1024**  
24 In. Extension; 26-1/4 In. Total Length

**LA1036**  
36 In. Extension; 38-1/4 In. Total Length

**LA1048**  
48 In. Extension; 50-1/4 In. Total Length

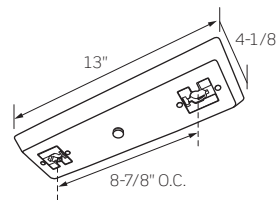
**B** - Black  
**P** - White  
**S** - Silver

**QTY**

**LA-22**  
120V Weighted Base Adapter

**B** - Black  
**P** - White

**QTY**



### LA-21 Series

#### Duo-Point Adapter

For 120V Line Voltage Track Heads. Accepts two (2) Line Voltage Track Heads to mount to single Outlet Box.

**LA-21**  
120V Duo-Point Adapter

**B** - Black  
**P** - White

**QTY**

DATE

PROJECT

TYPE

# LT SERIES | Single and Two-Circuit Line Voltage Track: Luminaire Adapters

## LINE VOLTAGE ADAPTERS

### Track Adapters

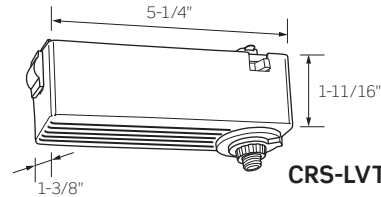
Standard ConTech CTL Units are compatible with ConTech Lighting LT/LT2 Single Circuit/Two Circuit and Luxbeam Track Systems, as well as Juno<sup>®1</sup> Lighting Trac-Master<sup>™</sup> Systems.

By changing the prefix in the part number, ConTech can install inserts which make the Luminaires compatible with other manufacturers' Track Systems.

Replace "CTL" with "HTL" for units to be made compatible with Halo<sup>2</sup> Power-Trac and Lazer Track Systems.

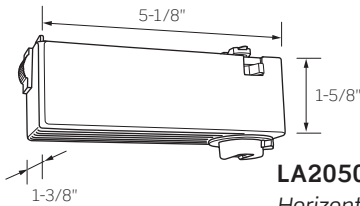
Replace "CTL" with "LTL" for units to be made compatible with Lightolier<sup>3</sup> Lytespan<sup>®</sup> Systems.

For more information, consult factory.



### CRS-LVTQ Series

Line Voltage Track Adapter for Quick Release (QR) Luminaires  
Connect Quick Release (QR) Series Luminaires and Pendants to Line Voltage Track.



### LA2050HYSM Series

Horizontal Line Voltage Track Adapter for Low Voltage Symphony Luminaires

Horizontal Line Voltage Adapter. 120V - 12V Track mounted Solid State Electronic Transformer.

For use with Symphony Low Voltage Luminaires only.

### CRS-LVTQR

120V Line Voltage QR Track Adapter; Silver Finish Only

**B** - Black  
**P** - White  
**S** - Silver

**QTY**

### CRS-LVTQRL

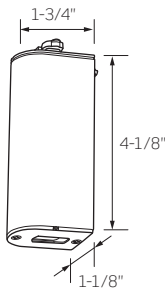
For QR Series Luminaires utilizing Low Wattage LED Lamps

### LA2050HSYM

120V - 12V Horizontal Adapter

**B** - Black  
**P** - White  
**S** - Silver

**QTY**



### LA2050VYSM Series

Vertical Line Voltage Track Adapter for Low Voltage Symphony Luminaires

Vertical Line Voltage Adapter. 120V - 12V Track mounted Solid State Electronic Transformer.

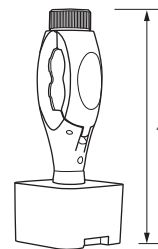
For use with Symphony Low Voltage Luminaires only.

### LA2050VSYM

120V - 12V Vertical Adapter

**B** - Black  
**P** - White  
**S** - Silver

**QTY**



### LIR59875 Series

Odyssey Line Voltage Flexible Track Adapter

Connect ConTech CTL Series Track Luminaires to Odyssey Flexible Track System.

10 Pound weight capacity.

### LIR59875

120V Odyssey Track Adapter

**S** - Silver

**QTY**

1. Juno is a registered trademark of Juno Lighting  
2. Halo is a registered trademark of Cooper Lighting  
3. Lightolier is a registered trademark of Philips Lighting

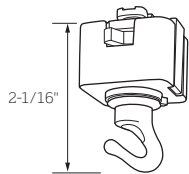
DATE

PROJECT

TYPE

# LT SERIES | Single and Two-Circuit Line Voltage Track: Luminaire Adapters

## LINE VOLTAGE ADAPTERS

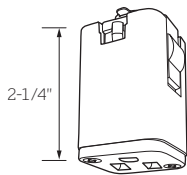


**LA-117 Series**  
*Utility Hook*  
Non-electrical; 10 pound capacity.  
**NOT UL LISTED.**

**LA-117**  
Utility Hook

**B** - Black  
**P** - White

**QTY**



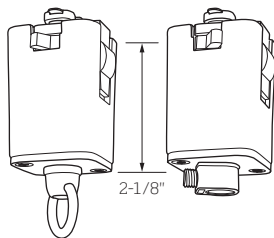
**LA-16 Series**<sup>4</sup>  
*Grounded Outlet*  
Integral On/Off Switch and Track Polarity Indicator. 5A Max. capacity.  
**NOT UL LISTED.**

**LA-16**  
Grounded Outlet

**B** - Black  
**P** - White

**QTY**

4. Track Systems are not allowed to have a convenience receptacle due to a requirement in the National Electrical Code. Article 410.101 (a) states that a "Lighting track fitting shall not be equipped with general purpose receptacles." This requirement in the NEC makes the LA-16 fitting un-listable by UL.



**LA-17 Series**  
*Pendant Fixture Adapter: Chain or Cord*  
Integral On/Off Switch and Track Polarity Indicator. 10 Lb. capacity.  
Cord Option is **NOT UL LISTED** unless supplied with RLM Series luminaires.

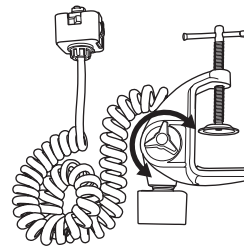
**LA-17**  
Chain Adapter

**B** - Black  
**P** - White

**QTY**

**LA-17A**  
Cord Adapter

**LA-17C**  
Cord Adapter for Luminaires with 18-3 SJT Cable

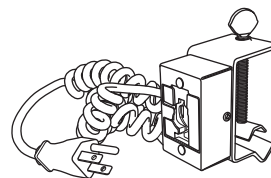


**LA-118 Series**  
*Coiled Cord with Track Adapter on Adjustable Bracket*  
Includes 5 foot Coiled Cord with Track Connector. 2-1/2 Inch max. thickness of flat surface for clamp.

**LA-118**  
120V Line Voltage Adjustable Bracket

**B** - Black  
**P** - White

**QTY**

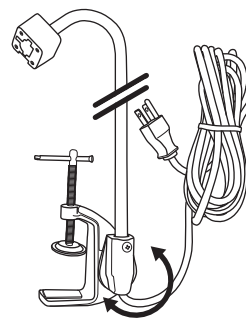


**LA-118RP Series**  
*Line Voltage Mono-Point Bracket with Adjustable Clamp*  
8 Foot Coiled Cord and 3-Wire Grounded Plug. 2-1/2 Inch max. thickness of Flat Surface or Pipe for Clamp.

**LA-118RP**  
120V Line Voltage Mono-Point Bracket with Adjustable Clamp

**B** - Black  
**P** - White

**QTY**



**LA1019 Series**  
*Line Voltage Track Luminaire Extension with Adjustable Clamp*  
Bracket with 19 Inch long extension and 12 foot Grounded Cord/Plug. 2-1/2 Inch max. thickness of Flat Surface for Clamp.

**LA1019**  
120V Line Voltage Adjustable Bracket with 19 Inch long extension

**B** - Black  
**P** - White

**QTY**