

DATE

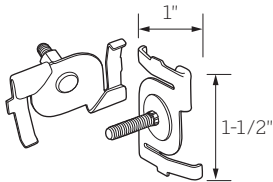
PROJECT

TYPE

LT SERIES | Single and Two-Circuit Line Voltage Track: Suspension Systems

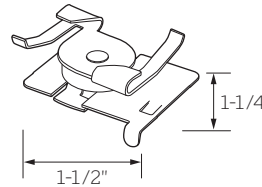
ConTech recommends using a **minimum** of two (2) Mounting Points for 2, 4 and 6 foot Track Sections, three (3) Mounting Points for 8 foot Sections and four (4) Mounting Points for 12 foot Sections of Track. Installations are Suitable for Dry Locations only.

MOUNTING CLIPS



LA1 Series

T-Bar Mounting Clip for 15/16 Inch Grid
Stud type white T-Bar Mounting Clip with #8-32 x 5/8 inch long Stud for 15/16 inch T-Bar Grid



LA1B Series

Deep Tile Slide-On T-Bar Mounting Clip for 15/16 Inch Grid
Deep tile Slide-on T-Bar Mounting Clip for 15/16 inch Grid. Fits into channel in back of Track Section. May be spaced to 4 feet. Chrome finish.

LA-1

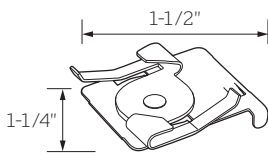
T-Bar Mounting Clip for 15/16 Inch Grid

QTY

LA-1B

Deep Tile Slide-On T-Bar Mounting Clip for 15/16 Inch Grid

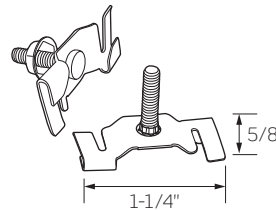
QTY



LA1A Series

Slide-On T-Bar Mounting Clip for 15/16 Inch Grid

Slide-on T-Bar Mounting Clip for 15/16 inch Grid. Fits into channel in back of Track Section. May be spaced to 4 feet. Chrome finish.



LA1C Series

T-Bar Mounting Clip for 9/16 Inch Grid
Stud type, unfinished T-Bar Mounting Clip with #8-32 x 5/8 inch long stud for 9/16 inch T-Bar Grid

LA-1A

Slide-On T-Bar Mounting Clip for 15/16 Inch Grid

QTY

LA-1C

T-Bar Mounting Clip for 9/16 Inch Grid; #8-32 x 5/8 inch long stud

QTY

DATE

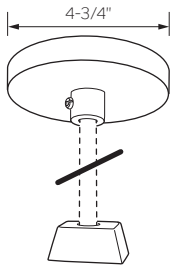
PROJECT

TYPE

LT SERIES | Single and Two-Circuit Line Voltage Track: Suspension Systems

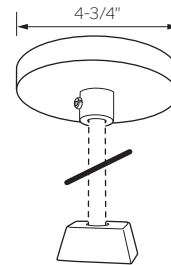
ConTech recommends using a **minimum** of two (2) Mounting Points for 2, 4 and 6 foot Track Sections, three (3) Mounting Points for 8 foot Sections and four (4) Mounting Points for 12 foot Sections of Track. Installations are Suitable for Dry Locations only.

STEM SUPPORT KITS



LA50 Series

Feed Stem Support Kit: Junction Box Mount
Allows Stem Mounting of Track to drywall ceilings; can be used for Power Feed.
Includes Junction Box Hardware, Canopy Cover and Mounting Bracket for back of Track.



LA53 Series

Feed Stem Support Kit: T-Bar Mount
Allows Stem Mounting of Track to 15/16-inch wide T-Bar Grid; can be used for Power Feed.
Includes Junction Box Hardware, Canopy Cover, T-Bar Mounting Assembly and Mounting Bracket for back of Track.

- LA5018A - Kit without Stem
- LA5012 - 12-Inch Stem
- LA5018 - 18-Inch Stem

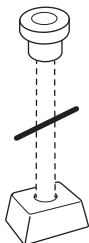
B - Black
P - White

QTY

- LA-53 - Kit without Stem
- LA5312 - 12-Inch Stem
- LA5318 - 18-Inch Stem

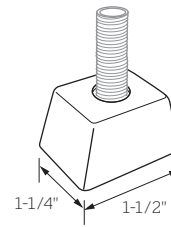
B - Black
P - White

QTY



LA51 Series

Stem Support Kit: T-Bar Mount
Allows Stem Mounting of Track to T-Bar Grid; **CAN NOT BE USED FOR POWER FEED.**
Includes T-Bar Clip, Stem Adapter and Mounting Bracket for back of Track.



LA-52 Series

Threaded Rod Mounting Kit
Less Rod (provided by others). Includes cover and hardware for Rod connections at Track.

- LA-51 - Kit without Stem
- LA5112 - 12-Inch Stem
- LA5118 - 18-Inch Stem

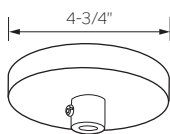
B - Black
P - White

QTY

- LA-52 - 5/16-Inch
- LA-52-3/8 - 3/8-Inch

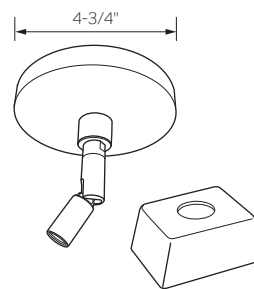
B - Black
P - White

QTY



LA-54 Series

Stem Canopy
For use with T-Bar Mount Stem Support Kit (LA-51, LA-5112 or LA-5118).
Plastic Canopy with Set Screw to cover T-Bar attachment.



LA-50 Series

Sloped Ceiling Swivel Stem Kit
Can be used for Power Feed.
Includes J-Box Hardware, Canopy Cover, Swivel Adapter and Mounting Bracket for back of Track, less Stem.

- LA-54 - Stem Canopy

B - Black
P - White

QTY

- LA-50 - Swivel Stem Kit

B - Black
P - White

QTY

STEM OPTIONS ON PAGE 3

DATE

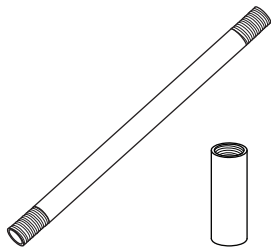
PROJECT

TYPE

LT SERIES | Single and Two-Circuit Line Voltage Track: Suspension Systems

ConTech recommends using a **minimum** of two (2) Mounting Points for 2, 4 and 6 foot Track Sections, three (3) Mounting Points for 8 foot Sections and four (4) Mounting Points for 12 foot Sections of Track. Installations are Suitable for Dry Locations only.

STEM OPTIONS



STEM Series

Threaded Steel Stems

Assorted Stem lengths without Coupling (sold separately). Stem Thread: 1/4-18NPS. 1/2-Inch O.D.

Stem Lengths

- 6-STEM-A** - 6-Inch
- 12-STEM-A** - 12-Inch
- 18-STEM-A** - 18-Inch
- 24-STEM-A** - 24-Inch
- 30-STEM-A** - 30-Inch
- 36-STEM-A** - 36-Inch
- 48-STEM-A** - 48-Inch

- B** - Black
- P** - White
- S** - Silver

QTY

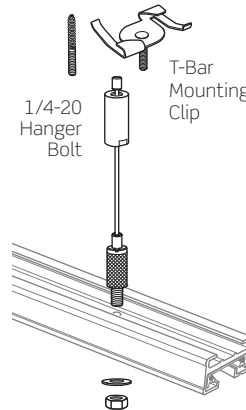
Coupling

COUPLING - Stem Coupling

- B** - Black
- P** - White
- S** - Silver

QTY

CABLE MOUNTING KITS



LAC Series

Cable Mounting Kit

Includes Caple Coupler (threaded for 1/4-20 Stud), Cable Holder with Lock Nut, 1/16-inch Galvanized Cable, 1/4-20 Hanger Bolt and T-Bar Mounting Clip with 1/4-20 stud.

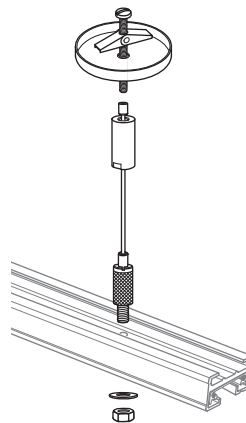
LAC-24 - 24-Inch Kit

LAC-48 - 48-Inch Kit

LAC-180 - 180-Inch Kit

QTY

: These Model Options are eligible for **SpeedShip**



LACD Series

Cable Mounting Kit with Toggle Bolt

For installation to dry wall ceiling. Includes Caple Coupler (threaded for 1/4-20 stud), Cable Holder with Lock Nut, 1/16-inch Galvanized Cable, 1/4-20 Toggle Bolt Assembly and 1-7/8-inch diameter Ceiling Cover Plate.

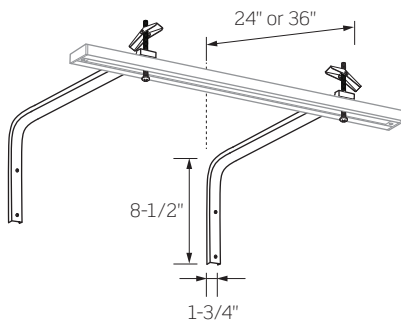
LACD-24 - 24-Inch Kit

LACD-48 - 48-Inch Kit

LACD-180 - 180-Inch Kit

QTY

WALL EXTENSION BRACKETS



LA2409/LA3609 Series

Wall Extension Brackets

24- or 36-Inches long, for Single and Two Circuit Track. Includes Toggle Bolt, Washers and Screws. 36-Inch Bracket has an additional support arm.

LA2409 - 24-Inch Wall Extension Bracket

LA3609 - 36-Inch Wall Extension Bracket

- B** - Black
- P** - White
- S** - Silver

QTY