




DATE

PROJECT

TYPE

CTL825 V SERIES | O3 Vertical Housing Track Luminaire



	CTL8251	CTL8252	CTL8253	CTL8254	CTL8255
WATTAGE	18W	26W	33W	38W	44W
LUMEN OUTPUT ¹					
D Driver Option	2029Lm	2819Lm	3424Lm	3798Lm	4263Lm
D3 Driver Option	2132Lm	N/A	N/A	N/A	N/A
DRIVER INPUT WATTAGE					
D Driver Option	18.2W	26.3W	32.9W	37.5W	43.8W
D3 Driver Option	19.4W	N/A	N/A	N/A	N/A
DRIVER INPUT VOLTAGE ²					
D Driver Option	120V, 50/60Hz				
D3 Driver Option	120V, 50/60Hz	N/A	N/A	N/A	N/A
DIMMING TYPE ²					
D Driver Option	120V TRIAC, ELV, 0-10V				
D3 Driver Option	120V Fwd Phase Only	N/A	N/A	N/A	N/A
BEAM SPREAD	13° Spot, 25° Medium, 42° Flood, 59° Wide Flood				
COLOR TEMPERATURE	2700K / 3000K / 3500K / 4000K				
CRI	83 (80min) / 90+				
COMPATIBILITY	CTL Units are compatible with ConTech Lighting LT/LT2 Single Circuit/Two Circuit Track Systems and Luxbeam Track Systems, as well as Juno ^{®2} Lighting Trac-Master™ Systems HTL Units are compatible with Halo ³ Power-Trac and Lazer Track Systems LTL Units are compatible with Lightolier ⁴ Lytespan [®] Systems				
LISTINGS	  cSAus Certified to UL Standards Suitable for Dry Locations DLC listed except for D3 Dimming Option				
WARRANTY	Five (5) year replacement after date of purchase				
SYSTEM RATING	50,000 Hours @ 70% Lumen Maintenance				

1. Lumen values are approximate, see photometric test results
2. Dimmable at 120V Only

3. Juno is a registered trademark of Juno Lighting
4. Halo is a registered trademark of Cooper Lighting
5. Lightolier is a registered trademark of Signify

DATE	PROJECT	TYPE
------	---------	------

CTL825 V SERIES | O3 Vertical Housing Track Luminaire

ORDERING INFORMATION

Example Order: -

Track System	Luminaire	Orientation	Beam	Color Temp/CRI	Dimming	Finish
CTL - ConTech	8251 - 18W	V - Vertical	S - 13° Spot	83 (80min) CRI	D - TRIAC, ELV, 0-10V Dimming	B - Black
HTL - Halo ¹	8252 - 26W	VL - Vertical Large (D3 Lutron Dimming Only)	M - 25° Medium	27 - 2700K	D3 ³ - Lutron Hi-lume 1% 2-Wire Driver (120V Forward Phase Only)	P - White
LTL - Lightolier ²	8253 - 33W		F - 42° Flood	3 - 3000K		S - Silver
	8254 - 38W		W - 59° Wide Flood	35 - 3500K		
	8255 - 44W			4 - 4000K		
				90+ CRI		
				27C - 2700K		
				3C - 3000K		
				35C - 3500K		
				4C - 4000K		

- Halo is a registered trademark of Cooper Lighting
- Lightolier is a registered trademark of Signify
- Lutron Hi-lume Dimming (D3 Option) only available for Series 1 (18W); not available for use with Series 2 through 5 (26W through 44W)

Accessories

- FA-45-(B,P,S)** - 1" Snoot/Accessory Holder
- FA-49-(B,P,S)** - Accessory Holder
- LA-45** - Black Honeycomb Louver
- BD825-B** - Black Barn Doors
- LF20-*** - 3-3/4" Dia. Tempered Glass Lenses

**Tempered Glass Lens Color/Pattern Legend*

-73 (Spread Lens), -LS (Linear Spread Lens), -SL (Soft Light), -SOL (Solite), -UV (Optivex UV Filter), -A (Amber), -B (Blue), -CL (Clear), -DPE (Dichroic Peach), -G (Green), -LB (Light Blue), -R (Red), -RO (Rose), -Y (Yellow)

Replacement Optics

- CTL805REFL-S** - Spot Beam Replacement Reflector
- CTL805REFL-M** - Medium Beam Replacement Reflector
- CTL805REFL-F** - Flood Beam Replacement Reflector
- CTL805REFL-W** - Wide Flood Beam Replacement Reflector

PRODUCT DETAILS

Construction

- Thermally engineered Heat Sink provides optimal heat dissipation ensuring long life and consistent performance
- Lockable, precision aiming adjustment: 360°+ aiming horizontal and 360°+ vertical rotation
- Integral ON/OFF Switch and Track Polarity Indicator are standard
- Can accept up to two (2) media by using the FA-49 Accessory Holder or the FA-45 Snoot/Accessory Holder

Performance Summary

- 2700K, 3000K, 3500K and 4000K; excellent fixture-to-fixture color consistency within a 3-step MacAdam Ellipse tolerance
- 80 CRI min., 83 typical; High CRI of 90+ available
- Dimming allows smooth illumination down to 1%; available in 120V only
- O3 fixtures utilize drivers manufactured by ERP and Lutron; for additional information, consult factory
- For 277V track system product, refer to NCTL825V

- For Dimmer compatibility of the standard "D" Driver option, refer to Dimming Specification sheet
- 13° Spot, 25° Medium, 42° Flood and 59° Wide Flood beams
- Each beam distribution is achieved utilizing specular spun metal reflectors optically engineered to provide a smooth uniform beam, maximizing output and minimizing glare
- Optics are interchangeable and can be easily changed in the field

Fixture Compatibility

- Standard ConTech Track Luminaires (CTL Units) are cCSAus Certified as-is for use with ConTech Lighting LT/LT2 Single Circuit/Two Circuit Track and Luxbeam Track Systems, as well as Juno^{®4} Lighting Trac-Master™ Systems
- By changing the prefix of the part number, ConTech can install inserts to make our fixtures compatible with other manufacturers. Replace "CTL" with "HTL" for Halo® Power-Trac and Lazer-Track systems, and "LTL" for Lightolier Lytespan™ Systems. For more information, consult factory.

4. Juno is a registered trademark of Juno Lighting

DATE

PROJECT

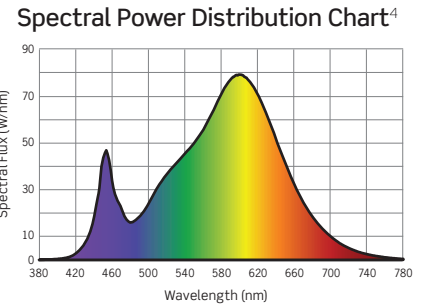
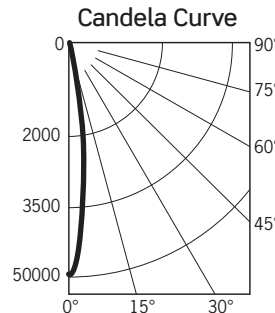
TYPE

CTL825 SERIES | O3 Track Luminaire Photometrics

CTL825HS3D

Fixture Delivered Lumens: 4377
 Total Watts@120V: 44
 Lumens Per Watt: 98.5
 Center Beam Candle Power: 49916
 Beam Distribution: 13°
 Spacing Criterion: 0.24
 Color Rendering Index (CRI)1: 82
 Color Temperature (CCT)2: 3059K
 Designed for 50,000 Hour Lamp Life³
 LM-63 Test No. G20102203
 LM-79 Test No. S20090402

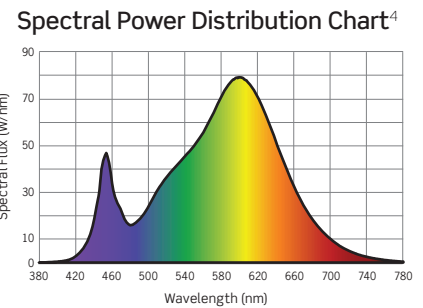
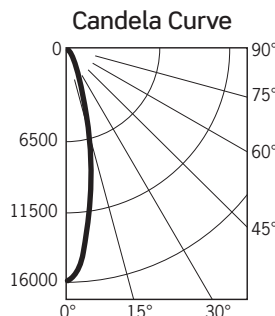
DISTANCE (FT.)	FOOTCANDLES (FC)	BEAM DIAMETER (FT.)
6 FT	1386.6	1.4
8 FT	779.9	1.9
10 FT	499.2	2.3
12 FT	346.6	2.8
14 FT	254.7	3.3
16 FT	195.0	3.8



CTL825HM3D

Fixture Delivered Lumens: 4198
 Total Watts@120V: 44
 Lumens Per Watt: 95.4
 Center Beam Candle Power: 15972
 Beam Distribution: 25°
 Spacing Criterion: 0.46
 Color Rendering Index (CRI)1: 82
 Color Temperature (CCT)2: 3059K
 Designed for 50,000 Hour Lamp Life³
 LM-63 Test No. G20102202
 LM-79 Test No. S20090402

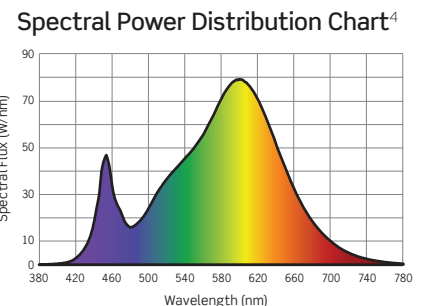
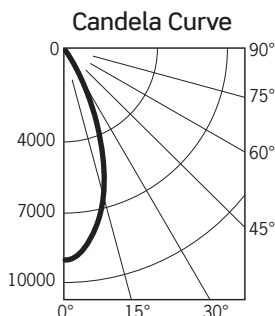
DISTANCE (FT.)	FOOTCANDLES (FC)	BEAM DIAMETER (FT.)
6 FT	443.7	2.6
8 FT	249.6	3.5
10 FT	249.6	3.5
12 FT	110.9	5.2
14 FT	81.5	6.1
16 FT	62.4	7.0



CTL825HF3D

Fixture Delivered Lumens: 4263
 Total Watts@120V: 44
 Lumens Per Watt: 97.3
 Center Beam Candle Power: 9013
 Beam Distribution: 42°
 Spacing Criterion: 0.68
 Color Rendering Index (CRI)1: 82
 Color Temperature (CCT)2: 3059K
 Designed for 50,000 Hour Lamp Life³
 LM-63 Test No. G20070703
 LM-79 Test No. S20090402

DISTANCE (FT.)	FOOTCANDLES (FC)	BEAM DIAMETER (FT.)
6 FT	250.4	4.6
8 FT	140.8	6.2
10 FT	90.1	7.7
12 FT	62.6	9.3
14 FT	46.0	10.8
16 FT	35.2	12.4



1. Accuracy of Rendering Colors 2. Color Appearance of Light Source 3. Dependent on Surrounding Temperatures 4. Colors Present within the Light Source

PHOTOMETRIC MULTIPLICATION FACTORS

Lumen output values fluctuate based on Color Temperature, Luminaire Wattage/Output and Trim Selection. To estimate lumen output of these various options, multiply the appropriate Series 5 performance by the following:

CCT	STD CRI	HIGH CRI
2700K	0.95	0.74
3000K	N/A	0.85
3500K	1.03	0.89
4000K	1.07	0.92

	18W/SERIES 1	26W/SERIES 2	33W/SERIES 3	38W/SERIES 4	44W/SERIES 5
D Option TRIAC, ELV, 0-10V	0.48	0.66	0.80	0.89	1.00
D3 Option Lutron Hi-lume	0.50	N/A	N/A	N/A	N/A

DATE

PROJECT

TYPE

CTL825 SERIES | O3 Track Luminaire Photometrics

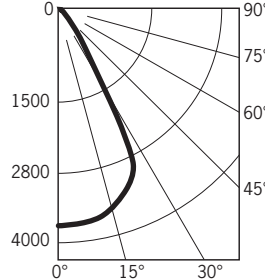
CTL8255HW3D

Fixture Delivered Lumens: 3577
 Total Watts@120V: 44
 Lumens Per Watt: 81.3
 Center Beam Candle Power: 3681
 Beam Distribution: 59°
 Spacing Criterion: 0.83
 Color Rendering Index (CRI)1: 82
 Color Temperature (CCT)2: 3059K
 Designed for 50,000 Hour Lamp Life³
 LM-63 Test No. G20102201
 LM-79 Test No. S20090402

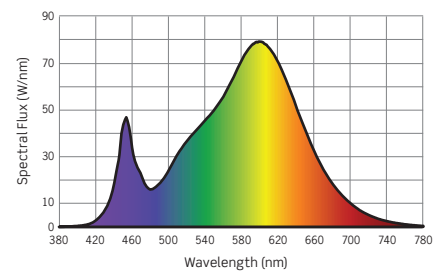
Intensity Distribution

DISTANCE (FT.)	FOOTCANDLES (FC)	BEAM DIAMETER (FT.)
6 FT	102.2	6.7
8 FT	57.5	9.0
10 FT	36.8	11.2
12 FT	25.6	13.5
14 FT	18.8	15.7
16 FT	14.4	18.0

Candela Curve



Spectral Power Distribution Chart⁴



1. Accuracy of Rendering Colors 2. Color Appearance of Light Source 3. Dependent on Surrounding Temperatures 4. Colors Present within the Light Source

PHOTOMETRIC MULTIPLICATION FACTORS

Lumen output values fluctuate based on Color Temperature, Luminaire Wattage/Output and Trim Selection. To estimate lumen output of these various options, multiply the appropriate Series 5 performance by the following:

CCT MULTIPLIERS		
CCT	STD CRI	HIGH CRI
2700K	0.95	0.74
3000K	N/A	0.85
3500K	1.03	0.89
4000K	1.07	0.92

OUTPUT MULTIPLIERS					
	18W/SERIES 1	26W/SERIES 2	33W/SERIES 3	38W/SERIES 4	44W/SERIES 5
D Option TRIAC, ELV, 0-10V	0.48	0.66	0.80	0.89	1.00
D3 Option Lutron Hi-lume	0.50	N/A	N/A	N/A	N/A

DATE

PROJECT

TYPE

CTL825 SERIES | O3 Track Luminaire Photometrics

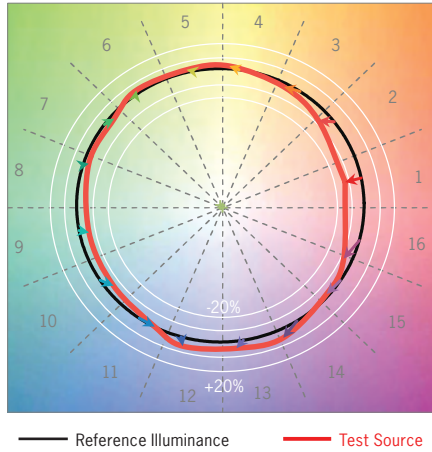
TM-30 DATA: CTL825VF3D

ANSI/IES TM-30-18 Color Rendition Report Test No. S21012805

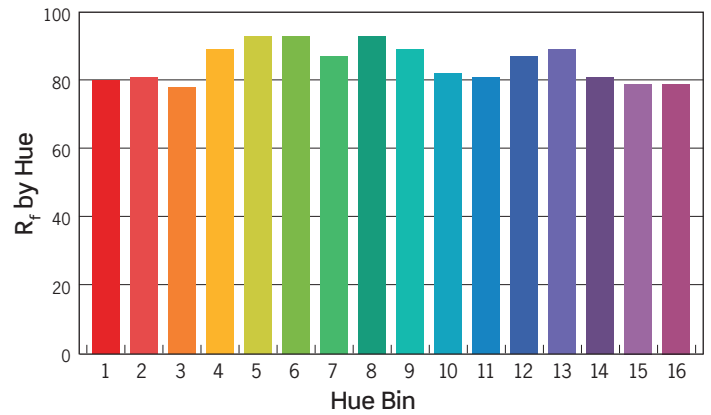
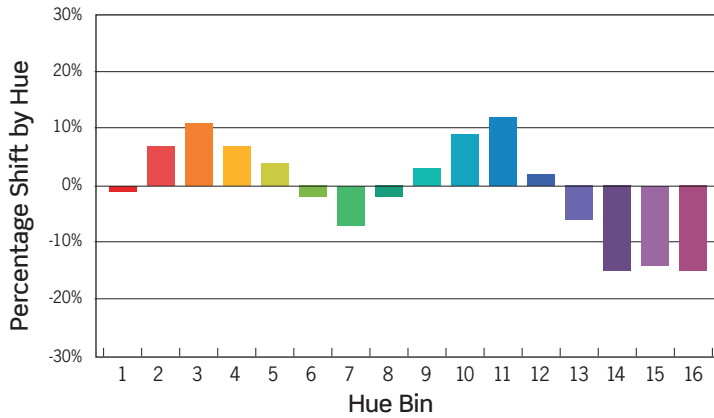
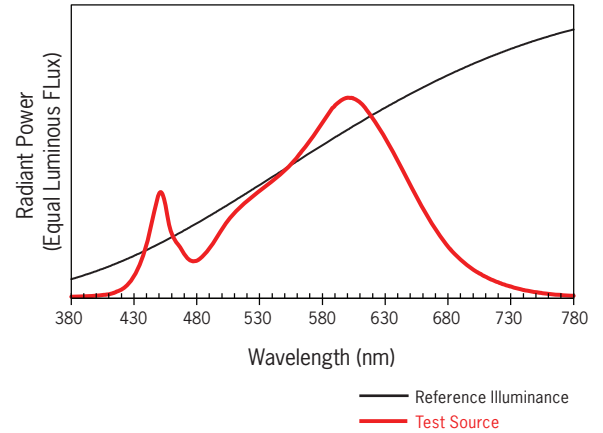
Colors are for visual orientation purposes only

R_f	85
R_g	96
CCT(K)	3116K
D_{uv}	0.0017
u^l	0.2460
v^l	0.5214

Color Vector Graphic



Spectral Power Distribution Comparison



HUE BIN	1	2	3	4	5	6	7	8	9	10	11	12	13	14	15	16
HUE SHIFT	-1%	7%	11%	7%	4%	-2%	-7%	-2%	3%	9%	12%	2%	-6%	-15%	-14%	-15%
R _f VALUE	80	81	78	89	93	93	87	93	89	82	81	87	89	81	79	79