

DATE

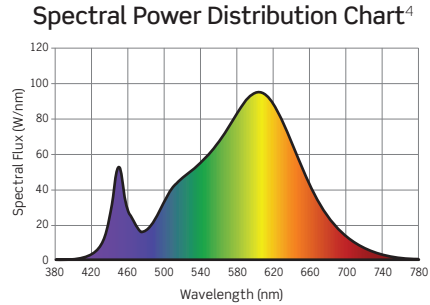
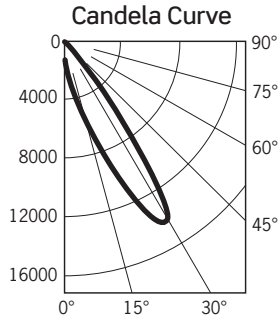
PROJECT

TYPE

R4ASQ SERIES | 4-In. Square Adjust. Downlight Photometrics

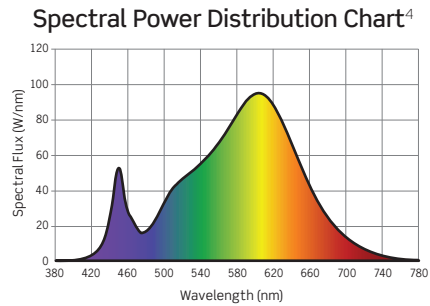
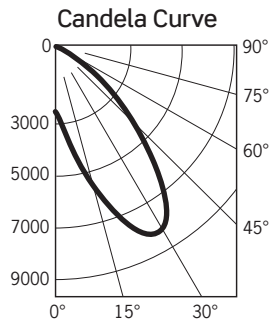
R4ASQNC630K12DS / C4304SQ-CLR

Luminaire aimed 30° from Nadir
 Fixture Delivered Lumens: 2096.0
 Total Watts@120V: 44.2
 Lumens Per Watt: 47.4
 Center Beam Candle Power: 14252
 Beam Distribution: 19.4°
 Color Rendering Index (CRI)¹: 83.1
 Color Temperature (CCT)²: 3088K
 Designed for 50,000 Hour Lamp Life³
 LM-63 Test No. G21101204
 LM-79 Test No. S21072703



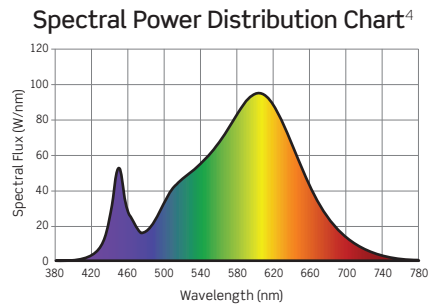
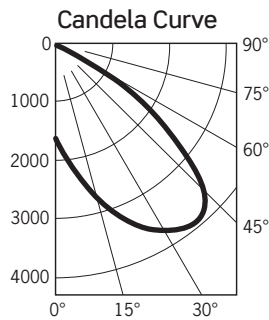
R4ASQNC630K12DM / C4304SQ-CLR

Luminaire aimed 30° from Nadir
 Fixture Delivered Lumens: 3705.4
 Total Watts@120V: 44.4
 Lumens Per Watt: 83.5
 Center Beam Candle Power: 8230
 Beam Distribution: 34.6°
 Color Rendering Index (CRI)¹: 83.1
 Color Temperature (CCT)²: 3088K
 Designed for 50,000 Hour Lamp Life³
 LM-63 Test No. G21100702
 LM-79 Test No. S21072703



R4ASQNC630K12DF / C4304SQ-CLR

Luminaire aimed 30° from Nadir
 Fixture Delivered Lumens: 3144.3
 Total Watts@120V: 44.4
 Lumens Per Watt: 70.8
 Center Beam Candle Power: 3661
 Beam Distribution: 50.8°
 Color Rendering Index (CRI)¹: 83.1
 Color Temperature (CCT)²: 3088K
 Designed for 50,000 Hour Lamp Life³
 LM-63 Test No. G21080202
 LM-79 Test No. S21072703



1. Accuracy of Rendering Colors 2. Color Appearance of Light Source 3. Dependent on Surrounding Temperatures 4. Colors Present within the Light Source

PHOTOMETRIC MULTIPLICATION FACTORS

Lumen output values fluctuate based on Color Temperature, Luminaire Wattage/Output and Trim Selection. To estimate lumen output of these various options, multiply 3000K results by the following:

CCT MULTIPLIERS			OUTPUT MULTIPLIERS					TRIM MULTIPLIERS		
CCT	STD CRI	HIGH CRI	12W/SERIES 1	15W/SERIES 2	21W/SERIES 3	29W/SERIES 4	38W/SERIES 5	C4304-PL	C4305-WHT	C4302-CLR
2700K	0.94	0.70	0.25	0.34	0.48	0.65	0.79	0.89	0.88	0.58
3000K	N/A	0.75								
3500K	1.0	0.81								
4000K	1.0	0.87								

DATE

PROJECT

TYPE

R4ASQ SERIES | 4-In. Square Adjust. Downlight Photometrics

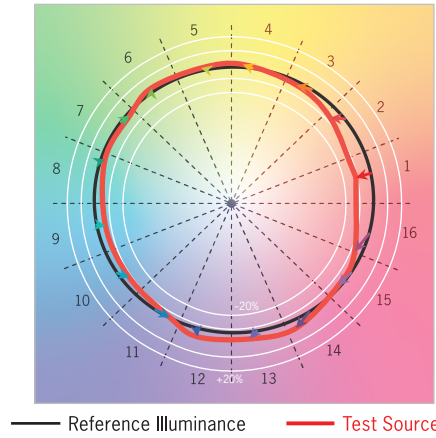
TM-30 DATA: R4ASQNC630K12DM / C4304SQ-CLR

ANSI/IES TM-30-18 Color Rendition Report Test No. S21072703

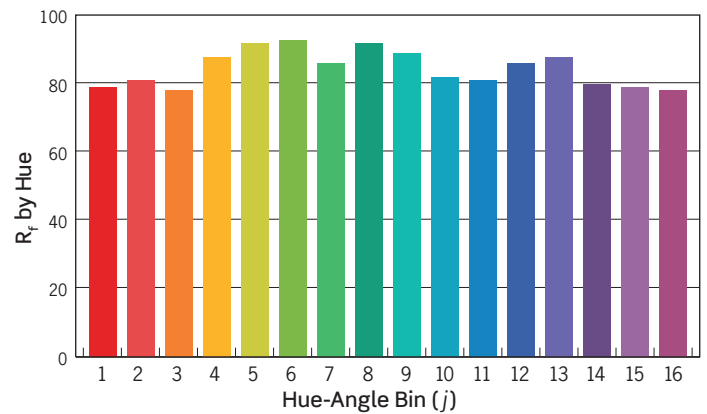
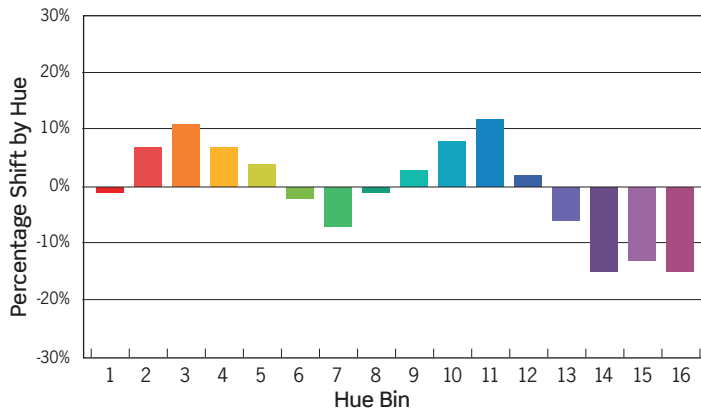
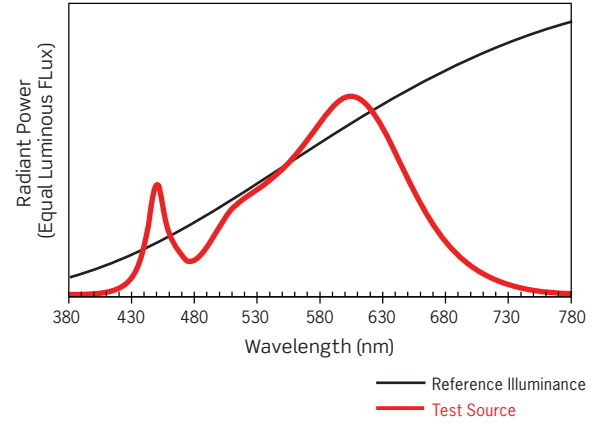
Colors are for visual orientation purposes only

R_f	86
R_g	96
CCT(K)	3088K
D_{uv}	0.0018
u^l	0.2469
v^l	0.5221

Color Vector Graphic



Spectral Power Distribution Comparison



HUE BIN	1	2	3	4	5	6	7	8	9	10	11	12	13	14	15	16
HUE SHIFT	-1%	6%	11%	7%	4%	-2%	-7%	-2%	2%	8%	12%	2%	-6%	-14%	-13%	-15%
R _f VALUE	81	82	79	89	93	93	87	94	90	84	82	88	89	82	80	79