

# STEALTH

LED Wall Wash Luminaires



# STEALTH

## LED Wall Wash Luminaires

### The New Standard in High Performance Wall Wash Illumination

The Stealth LED Wash Wash/Flood is a family of high-performance track and mono-point canopy luminaires. Each luminaire is designed with precision optics to deliver a rectangular pattern of light with exceptional uniformity and industry leading glare control. The award-winning Stealth CTL18 Series casts a wide beam of light to effectively illuminate any horizontal or vertical surface. The new Mini Stealth CTL19 Series offers outstanding uniformity and coverage in a 30% smaller design for lower ceiling applications.

Features include:

- Delivers up to 6,000 lumens (CTL18) or 3,500 lumens (CTL19)
- Exceptional efficacy up to 140 lumens/watt
- 2700K, 3000K, 3500K or 4000K CCT; 80+ or 90+ CRI
- Precision adjustments with aiming-angle markings, over 360° fixture head rotation and lockability
- Rectangular beam spread and exceptional uniformity result in greater spacing, fewer fixtures, and lower costs
- Dimmable as low as 1%; see specifications for driver options and dimmer compatibility
- Black, white or silver finish
- ENERGY STAR® certified; 5-year warranty

### CTL18 Series STEALTH



### CTL19 Series mini STEALTH






# Stealth LED Wall Wash Luminaires: Superior Uniformity, Superior Distribution


The Stealth family of luminaires is optimally designed for wall wash and flood lighting applications. The following comparison illustrates the coverage and definition provided by the Stealth, with a reduced number of luminaires.

## Typical Wall Lighting Installation



Cylindrical track fixtures cover a wall with pools of light. They contain hot spots and gaps with uneven distribution.

## Stealth Wall Wash Installation

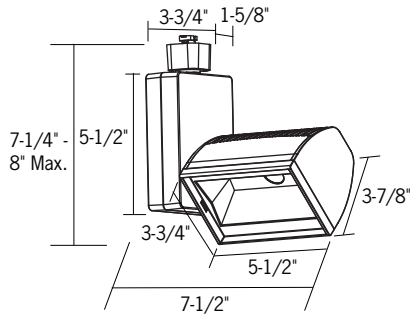
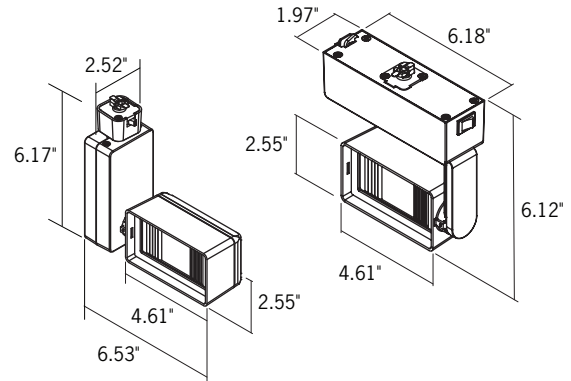


Stealth LED luminaires cast wide, rectangular-shaped beams of light. They are specifically designed to provide superior uniformity for a clean, consistent, and shadow-free appearance.

## CTL19 Series mini STEALTH

Fixture	Orientation	Color Temp	Driver Option	Finish
<b>CTL190</b> - 14W/1600Lm	<b>H</b> - Horizontal	<b>27</b> - 2700K	<b>D</b> - Dimming	<b>B</b> - Black <b>P</b> - White <b>S</b> - Silver
<b>CTL191</b> - 19W/2200Lm	<b>V</b> - Vertical	<b>3</b> - 3000K		
<b>CTL192</b> - 28W/2900Lm		<b>35</b> - 3500K		
<b>CTL193</b> - 35W/3500Lm		<b>4</b> - 4000K		
		<b>27C</b> - 2700K, 90+ CRI		
		<b>3C</b> - 3000K, 90+ CRI		
		<b>35C</b> - 3500K, 90+ CRI		
		<b>4C</b> - 4000K, 90+ CRI		

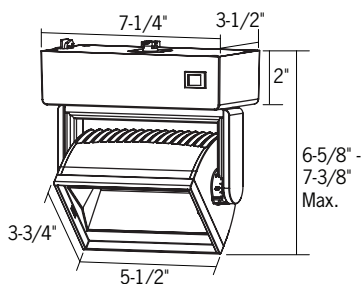
Fixture is available with a mono-point canopy and alternate drivers. Consult specification sheet for details.



## CTL18 Series STEALTH

Fixture	Orientation*	Color Temp	Driver Option*	Finish
<b>CTL189</b> - 16W/2200Lm	<b>H</b> - Horizontal <b>V</b> - Vertical	<b>27</b> - 2700K	<b>D</b> - Dimming <b>D3</b> - Lutron Hi-lume 1% 2-Wire LED Driver (120V Forward Phase Only) N/A 47W Fixture	<b>B</b> - Black <b>P</b> - White <b>S</b> - Silver
<b>CTL180</b> - 22W/3000Lm		<b>3</b> - 3000K		
<b>CTL181</b> - 31W/4100Lm		<b>35</b> - 3500K		
<b>CTL182</b> - 36W/4700Lm		<b>4</b> - 4000K		
<b>CTL183</b> - 43W/5400Lm		<b>27C</b> - 2700K, 90+ CRI		
<b>CTL184</b> - 47W/5900Lm		<b>3C</b> - 3000K, 90+ CRI		
		<b>35C</b> - 3500K, 90+ CRI		
		<b>4C</b> - 4000K, 90+ CRI		

Fixture is available with a mono-point canopy and alternate drivers. Consult specification sheet for details.



# WHAT SETS US APART

## INNOVATION

We combine the latest energy efficient technology and design styles to create an extensive range of attractive and sustainable luminaires. We have over 5,000 products, including many high performance products that can't be found anywhere else. Our EcoTechnology solutions offer sustainable energy solutions that meet the qualitative needs of the visual environment with the least impact on the physical environment.

## SUSTAINABILITY

At ConTech Lighting, our commitment to the environment is as important as our commitment to innovation, quality and our customers. We believe that lighting can be environmentally responsible and energy efficient, while providing high-quality performance and outstanding aesthetic design. EcoTechnology applies to our daily operation as well as to our products; from materials, manufacturing and transportation to the disposal process for our products and by-products.

## QUALITY

We use the best components and manufacturing methods resulting in the highest quality fixtures. From cast housings and high performance reflectors, to the testing of each ballasted fixture before it ships, ConTech Lighting is defined by its quality. For consistency, we use only the most reliable LED chip makers including Cree, Nichia, Lumileds, Bridgelux and Sharp.

## SERVICE

Our responsive, personalized customer focus, and market expertise represents an oasis of outstanding service in an industry that values it, but frequently doesn't receive it. We are here for you, live and in person, Monday through Friday 7:30am – 5:30pm CST.

## PRODUCT AVAILABILITY AND SPEEDSHIP™

Our products are in stock and ready to ship. Our unique SpeedShip™ process helps us toward our goal of shipping 100% of placed orders within 48 hours; at no additional cost to you.

## MARKET EXPERTISE

Each market has its own unique lighting challenges. Designs can get tricky, having to verify every fixture, test every connector and make certain that every length of track is just right. We have an experienced staff of sales professionals to assist you with your projects from concept to completion.

## LIGHTING EXPERIENCE

Lighting is more than just numbers on a spec sheet. Visit one of our facilities near you to experience the power of light to make your space more productive, more aesthetically pleasing, and more energy efficient. Visit our corporate Inspiration Center in Northbrook, Illinois, or one of our Leviton LIVE centers in San Francisco, California or New Orleans, Louisiana.



725 Landwehr Road  
Northbrook, Illinois 60062  
www.contechlighting.com  
Phone: 847.559.5500



Recyclable

